



Gleichmäßigkeitsprüfung

Ergebnis Teil 1

| Pos. | NR | BEWERBER | RDN | Pkte | A. 1 | Pkte | A. 2 | Pkte | A. 3 | Pkte | A. 4 | Ges.Punkte |
|---|--------|---|------------------------------------|------|---------------------|------|---------|------|---------|------|---------|-------------------|
| | HistNr | Fahrer | | | A. 5 | | A. 6 | | A. 7 | | A. 8 | Gesamtzeit |
| | | | | | A. 9 | | A. 10 | | A. 11 | | A. 12 | Strafpunkte |
| Gestartet:165 Gewertet:106 Nicht gewertet:59 | | | | | | | | | | | | |
| 1 | 102 | Träger Holger, | 5 VW Käfer | | 15:24.1 15:18.7b | | 15:23.8 | 1.0 | 15:23.7 | | 15:23.8 | 1.0 1:16:54.1 |
| 2 | 163 | Zimmermann , Wurft | 5 Austin Healy | | 15:54.0 15:21.0b | | 15:16.7 | 3.0 | 15:16.4 | | 15:16.7 | 3.0 1:17:04.8 |
| 3 | 71 | Kruppen Alfred, | 5 Alfa Romeo GTV 2000 1974 | | 11:44.0 11:42.8b | | 11:38.4 | 4.0 | 11:38.0 | 2.0 | 11:38.2 | 6.0 58:21.4 |
| 4 | 51 | Helmholz Claudia, | 5 | | 13:27.7 14:09.4b | | 13:12.0 | 2.0 | 13:12.2 | 10.0 | 13:13.0 | 12.0 1:07:14.3 |
| 5 | 126 | Schoeller Markus, Schartmann Friedhelm | 5 MB 300 SL Roaster 1957 | | 13:21.2 12:06.8b | | 13:22.8 | 13.0 | 13:24.1 | 1.0 | 13:22.9 | 14.0 1:05:37.8 |
| 6 | 47 | Hamacher Alfons Ralf, | 5 Jaguar XK 140 1954 | | 15:43.4 15:28.3b | | 15:42.3 | 9.0 | 15:43.2 | 8.0 | 15:41.5 | 17.0 1:18:18.7 |
| 7 | 290 | Schürmann Jörg, | 5 TR | | 13:26.7 13:30.2b | | 13:13.2 | 7.0 | 13:12.5 | 10.0 | 13:12.2 | 17.0 1:06:34.8 |
| 8 | 393 | Dercks Hans-Wilhelm Dr., Dercks Ines | 5 Porsche 356 A | | 13:04.9 12:57.5b | | 13:00.4 | 5.0 | 12:59.9 | 15.0 | 12:58.9 | 20.0 1:05:01.6 |
| 9 | 87 | Morgenstern Patrick, | 5 Porsche 356 SC 1964 | | 13:29.2 13:43.6b | | 13:16.2 | 1.0 | 13:16.1 | 24.0 | 13:13.8 | 25.0 1:06:58.9 |
| 10 | 100 | Pfundt Dr. Gert, Pfundt Gudrun | 5 Mercedes 300 SEL 6,3l 1970 | | 12:48.4 12:23.8b | | 12:34.1 | 22.0 | 12:36.3 | 6.0 | 12:33.5 | 28.0 1:02:56.1 |
| 11 | 397 | Rosier Thomas, Rosier Tom | 5 MB 300 SL 1955 | | 11:58.7 12:31.0b | | 11:39.2 | 28.0 | 11:42.0 | 2.0 | 11:39.4 | 30.0 59:30.3 |
| 12 | 15 | Biegner Uwe, Biegner Diana | 5 Porsche 356A Coupe 1959 | | 13:35.5 13:12.4b | | 13:12.8 | 27.0 | 13:15.5 | 3.0 | 13:13.1 | 30.0 1:06:29.3 |
| 13 | 58 | Horbach Diethelm, Horbach Yvonne | 5 MB 300 SL 1955 | | 12:23.6 12:25.7b | | 12:20.0 | 4.0 | 12:19.6 | 29.0 | 12:17.1 | 33.0 1:01:46.0 |
| 14 | 72 | Kugler jun. Helmut, | 5 Alfa Romeo GT 1600 1975 | | 13:54.6 13:09.2b | | 13:51.0 | 17.0 | 13:52.7 | 21.0 | 13:53.1 | 38.0 1:08:40.6 |



Gleichmäßigkeitsprüfung

Ergebnis Teil 1

| Pos. | NR | BEWERBER | RDN | Pkte | A. 1 | Pkte | A. 2 | Pkte | A. 3 | Pkte | A. 4 | Ges.Punkte |
|------|--------|---------------------------------------|---------------------------------|------|---------------------|------|---------|------|---------|------|---------|-------------------|
| | HistNr | Fahrer | | | A. 5 | | A. 6 | | A. 7 | | A. 8 | Gesamtzeit |
| | | | | | A. 9 | | A. 10 | | A. 11 | | A. 12 | Strafpunkte |
| 15 | 162 | Zanders Christian, | 5 | | 13:00.1 12:11.2b | | 12:50.9 | 8.0 | 12:50.1 | 31.0 | 12:54.0 | 39.0 1:03:46.3 |
| 16 | 14 | Besserer Oliver, | Alfa Romeo Berlina 2000 1974 | 5 | 13:10.8 12:49.3b | | 12:23.4 | 25.0 | 12:25.9 | 17.0 | 12:25.1 | 42.0 1:03:14.5 |
| 17 | 355 | Richter Max, | Porsche 911T 1971 | 5 | 12:57.1 12:05.0b | | 12:53.5 | 31.0 | 12:50.4 | 12.0 | 12:54.7 | 43.0 1:03:40.7 |
| 18 | 53 | Heyer Daniel, | MG B GT V8 | 5 | 12:53.3 12:42.7b | | 12:53.2 | 13.0 | 12:51.9 | 30.0 | 12:50.2 | 43.0 1:04:11.3 |
| 19 | 48 | Hannappel Martin, Hannappel Daphne | Wartburg 1958 | 5 | 13:00.9 12:47.3b | | 12:59.6 | 10.0 | 12:58.6 | 38.0 | 13:03.4 | 48.0 1:04:49.8 |
| 20 | 39 | Fuchs Holger, Brokopp Sabrina | Renault Alpine V6T 1986 | 5 | 12:56.5 16:47.1b | | 13:01.2 | 13.0 | 12:59.9 | 36.0 | 12:57.6 | 49.0 1:08:42.3 |
| 21 | 25 | Browsers Herrmann, | | 5 | 13:19.2 13:04.0b | | 14:04.4 | 23.0 | 14:06.7 | 29.0 | 14:07.3 | 52.0 1:08:41.6 |
| 22 | 21 | Bodenschatz Stefan, | | 5 | 12:57.7 12:35.7b | | 12:15.0 | 17.0 | 12:13.3 | 36.0 | 12:18.6 | 53.0 1:02:20.3 |
| 23 | 30 | Hassink Jan, | Saab 96 V4 1974 | 5 | 16:10.3 15:19.4b | | 16:00.2 | 15.0 | 15:58.7 | 39.0 | 16:04.1 | 54.0 1:19:32.7 |
| 24 | 131 | Schulz Gregor, | BMW 328 1936 | 5 | 13:48.5 12:59.6b | | 13:16.8 | 48.0 | 13:21.6 | 7.0 | 13:17.5 | 55.0 1:06:44.0 |
| 25 | 29 | Dell Klaus-Rainer, Hoymann Wilhelm | Porsche 911 1973 | 5 | 12:25.4 11:51.2b | | 11:49.0 | 37.0 | 11:45.3 | 31.0 | 11:52.1 | 68.0 59:43.0 |
| 26 | 82 | Messerschmidt Jörg, | | 5 | 11:40.8 12:04.0b | | 11:43.2 | 11.0 | 11:44.3 | 65.0 | 11:36.7 | 76.0 58:49.0 |
| 27 | 5 | Agne Achim, Turw Ben | Alfa Romeo Giulia 1600 1971 | 5 | 13:18.6 13:42.4b | | 13:13.2 | 59.0 | 13:19.1 | 20.0 | 13:11.2 | 79.0 1:06:44.5 |
| 28 | 136 | Möcke Leo, | | 5 | 13:17.1 12:14.9b | | 12:48.5 | 53.0 | 12:43.2 | 27.0 | 12:45.8 | 80.0 1:03:49.5 |
| 29 | 27 | Buschmann Karl-Friedrich, | | 5 | 12:25.8 12:29.7b | | 12:10.2 | 18.0 | 12:08.4 | 65.0 | 12:03.7 | 83.0 1:01:17.8 |



Gleichmäßigkeitsprüfung

Ergebnis Teil 1

| Pos. | NR | BEWERBER | RDN | Pkte | A. 1 | Pkte | A. 2 | Pkte | A. 3 | Pkte | A. 4 | Ges.Punkte |
|------|--------|---|----------------------------------|------|---------------------|------|---------|-------|---------|-------|---------|--------------------|
| | HistNr | Fahrer | | | A. 5 | | A. 6 | | A. 7 | | A. 8 | Gesamtzeit |
| | | | | | A. 9 | | A. 10 | | A. 11 | | A. 12 | Strafpunkte |
| 30 | 292 | Dorner Sven, | 5 TR | | 16:08.4 15:19.8b | | 15:32.1 | 59.0 | 15:38.0 | 25.0 | 15:29.6 | 84.0 1:18:07.9 |
| 31 | 64 | Kattenstedt Wilhelm, Kattenstedt Henning | 5 Mini Cooper S 1963 | | 14:17.1 13:44.7b | | 13:54.5 | 23.0 | 13:56.8 | 62.0 | 13:48.3 | 85.0 1:09:41.4 |
| 32 | 295 | Wohlert Dennis, | 5 TR | | 16:05.1 15:18.0b | | 15:32.1 | 78.0 | 15:39.9 | 27.0 | 15:29.4 | 105.0 1:18:04.5 |
| 33 | 151 | Dilger Frank, | 5 Porsche 928 GT 1989 | | 13:25.4 13:02.0b | | 13:07.8 | 63.0 | 13:01.5 | 54.0 | 13:02.4 | 117.0 1:05:39.1 |
| 34 | 34 | Dornhofer Johannes, | 5 | | 14:22.9 13:48.6b | | 14:18.0 | 71.0 | 14:10.9 | 55.0 | 14:12.5 | 126.0 1:10:52.9 |
| 35 | 143 | Strufe Peter, | 5 Alfa Romeo 1300 GTJ 1973 | | 13:56.0 13:58.8b | | 13:01.2 | 51.0 | 12:56.1 | 77.0 | 12:53.5 | 128.0 1:06:45.6 |
| 36 | 68 | Krämer Lars, | 5 | | 16:15.2 15:20.2b | | 15:19.3 | 31.0 | 15:16.2 | 125.0 | 15:06.8 | 156.0 1:17:17.7 |
| 37 | 38 | Friedrichs Horst, Friedrichs Jörg | 5 Opel Ascona A | | 12:55.2 12:14.6b | | 13:09.1 | 152.0 | 12:53.9 | 14.0 | 13:10.5 | 166.0 1:04:23.3 |
| 38 | 145 | Tesch Norbert, | 5 | | 13:32.1 13:30.2b | | 13:12.3 | 92.0 | 13:03.1 | 83.0 | 13:04.0 | 175.0 1:06:21.7 |
| 39 | 159 | Artt Hagen, | 5 Auto Union 1000 1958 | | 14:41.1 14:06.4b | | 13:55.2 | 57.0 | 14:00.9 | 119.0 | 14:07.1 | 176.0 1:10:50.7 |
| 40 | 22 | Brandes Michael, | 5 | | 13:09.0 13:52.3b | | 12:39.9 | 153.0 | 12:24.6 | 25.0 | 12:37.4 | 178.0 1:04:43.2 |
| 41 | 107 | Raedersdorf Patrick, | 5 Volvo P1800S | | 13:45.1 12:50.1b | | 13:18.4 | 51.0 | 13:13.3 | 137.0 | 13:04.7 | 188.0 1:06:11.6 |
| 42 | 12 | Behrens Ingo, | 5 Porsche | | 13:26.2 13:28.4b | | 13:08.6 | 122.0 | 12:56.4 | 67.0 | 13:01.9 | 189.0 1:06:01.5 |
| 43 | 61 | Kalshorn Ralf, | 5 | | 14:33.2 13:52.5b | | 14:03.4 | 169.0 | 13:46.5 | 36.0 | 13:59.8 | 205.0 1:10:15.4 |
| 44 | 137 | Stahl Rainer, | 5 Opel GT 1970 | | 12:50.6 12:35.2b | | 12:19.3 | 130.0 | 12:06.3 | 84.0 | 12:10.9 | 214.0 1:02:02.3 |



Gleichmäßigkeitsprüfung

Ergebnis Teil 1

| Pos. | NR | BEWERBER | RDN | Pkte | A. 1 | Pkte | A. 2 | Pkte | A. 3 | Pkte | A. 4 | Ges.Punkte |
|------|--------|--|----------------------------------|------|---------------------|------|---------|-------|---------|-------|---------|--------------------|
| | HistNr | Fahrer | | | A. 5 | | A. 6 | | A. 7 | | A. 8 | Gesamtzeit |
| | | | | | A. 9 | | A. 10 | | A. 11 | | A. 12 | Strafpunkte |
| 45 | 139 | Stock Rainer, | 5 Cobra | | 13:38.1 12:47.1b | | 12:39.9 | 113.0 | 12:28.6 | 117.0 | 12:28.2 | 230.0 1:04:01.9 |
| 46 | 66 | Kentgens Hartmut, | 5 MG | | 14:56.3 14:00.7b | | 14:36.6 | 106.0 | 14:26.0 | 125.0 | 14:24.1 | 231.0 1:12:23.7 |
| 47 | 293 | Schaefer Heiner, | 5 TR | | 13:28.7 13:42.4b | | 13:02.0 | 179.0 | 12:44.1 | 59.0 | 12:56.1 | 238.0 1:05:53.3 |
| 48 | 124 | Schmück Elvira und Jürgen, | 5 | | 14:16.7 13:40.0b | | 13:39.4 | 171.0 | 13:56.5 | 74.0 | 13:32.0 | 245.0 1:09:04.6 |
| 49 | 76 | Lotz Thomas, Balaziova Miroslava | 5 Porsche 911 Turbo 1979 | | 13:01.7 13:22.5b | | 12:41.3 | 161.0 | 12:57.4 | 93.0 | 12:50.6 | 254.0 1:04:53.5 |
| 50 | 41 | Giesche Michael, Giesche Dr. Gisela | 5 Porsche 911 | | 13:26.2 13:28.9b | | 13:34.1 | 13.0 | 13:35.4 | 251.0 | 13:09.0 | 264.0 1:07:13.6 |
| 51 | 33 | Eccarius Manfred, | 5 MB W201 | | 13:10.0 13:19.8b | | 12:42.3 | 97.0 | 12:52.0 | 170.0 | 12:59.3 | 267.0 1:05:03.4 |
| 52 | 20 | Bludau Klaus, Bludau Agnes | 5 Porsche 914/6 1972 | | 13:38.3 13:34.4b | | 13:21.0 | 63.0 | 13:27.3 | 209.0 | 13:00.1 | 272.0 1:07:01.1 |
| 53 | 119 | Schäfer Erich, | 5 MGB GT 1973 | | 14:37.7 13:50.3b | | 14:18.6 | 21.0 | 14:20.7 | 262.0 | 13:52.4 | 283.0 1:10:59.7 |
| 54 | 9 | Baumann Detlef, | 5 Opel Commodore GS | | 13:58.7 14:15.2b | | 13:39.1 | 239.0 | 13:15.2 | 45.0 | 13:34.6 | 284.0 1:08:42.8 |
| 55 | 94 | Nyffeler Illy, | 5 | | 14:06.1 13:13.4b | | 13:27.4 | 126.0 | 13:40.0 | 180.0 | 13:09.4 | 306.0 1:07:36.3 |
| 56 | 40 | Mühleck Philipp, | 5 Alfa Romeo 1750 GTV 1971 | | 14:05.3 13:24.7b | | 13:10.1 | 177.0 | 13:27.8 | 141.0 | 12:56.0 | 318.0 1:07:03.9 |
| 57 | 104 | Pöttker Godehard, El Maaroufi Farah | 5 Porsche 911 Targa 1971 | | 12:56.5 14:01.0b | | 12:06.1 | 197.0 | 12:25.8 | 131.0 | 12:19.2 | 328.0 1:03:48.6 |
| 58 | 101 | Philipsen Frank, Geißler Stefan | 5 Cobra 427 S/C 1965 | | 13:11.4 11:47.0b | | 12:50.5 | 3.0 | 12:50.2 | 326.0 | 12:17.9 | 329.0 1:02:57.0 |
| 59 | 134 | Siller Heinz-Holger, Piersen Bill | 5 Shamrock Cobra 1980 | | 14:01.7 13:44.0b | | 13:33.4 | 179.0 | 13:15.5 | 155.0 | 13:17.9 | 334.0 1:07:52.5 |



Gleichmäßigkeitsprüfung

Ergebnis Teil 1

| Pos. | NR | BEWERBER | RDN | Pkte | A. 1 | Pkte | A. 2 | Pkte | A. 3 | Pkte | A. 4 | Ges.Punkte |
|------|--------|--|--------------------------------|------|---------------------|------|---------|-------|---------|-------|---------|--------------------|
| | HistNr | Fahrer | | | A. 5 | | A. 6 | | A. 7 | | A. 8 | Gesamtzeit |
| | | | | | A. 9 | | A. 10 | | A. 11 | | A. 12 | Strafpunkte |
| 60 | 161 | Wimmer Josef, | 5 | | 13:36.7 12:30.9b | | 12:15.2 | 197.0 | 11:55.5 | 139.0 | 12:01.3 | 336.0 1:02:19.6 |
| 61 | 69 | Kröner Christof, Greulich Andreas | Alfa Giulia 5 | | 13:26.4 12:45.6b | | 12:27.8 | 157.0 | 12:12.1 | 182.0 | 12:09.6 | 339.0 1:03:01.5 |
| 62 | 63 | Kasper Thomas, Ernst Andreas | Shelby American 1965 5 | | 13:13.4 12:30.8b | | 13:02.1 | 33.0 | 12:58.8 | 326.0 | 12:29.5 | 359.0 1:04:14.6 |
| 63 | 135 | Soosten Sven von, Hofmann Peter | Triumph TR 6 1973 5 | | 13:24.6 13:15.2b | | 13:34.9 | 172.0 | 13:52.1 | 188.0 | 13:16.1 | 360.0 1:07:22.9 |
| 64 | 37 | Fischer Eric, | BMW 2800 1975 5 | | 13:24.8 12:05.8b | | 11:57.3 | 174.0 | 12:14.7 | 186.0 | 11:38.7 | 360.0 1:01:21.3 |
| 65 | 91 | Nitschke Jens, Wunk-Lipinski Susanne v. | Ford Mustang 5 | | 14:44.0 13:57.1b | | 14:21.4 | 123.0 | 14:09.1 | 245.0 | 13:56.9 | 368.0 1:11:08.5 |
| 66 | 114 | Rossmann Achim, | 5 | | 12:36.1 14:10.0b | | 12:16.3 | 181.0 | 11:58.2 | 216.0 | 11:54.7 | 397.0 1:02:55.3 |
| 67 | 117 | Sakowitz Henri, Sakowitz Hanelotte | Cobra 5 | | 13:35.6 14:12.4b | | 13:39.2 | 270.0 | 14:06.2 | 134.0 | 13:52.6 | 404.0 1:09:26.0 |
| 68 | 96 | Ohlmeier Martin, Erling Michael | Porsche 911 SC 1978 5 | | 12:11.0 11:36.3b | | 12:04.8 | 89.0 | 11:55.9 | 320.0 | 11:32.8 | 409.0 59:20.8 |
| 69 | 297 | Lemke Thomas, | TR 5 | | 13:05.7 12:23.7b | | 12:02.4 | 189.0 | 12:21.3 | 236.0 | 11:38.8 | 425.0 1:01:31.9 |
| 70 | 111 | Ries Birgit, | 5 | | 13:03.2 12:48.2b | | 12:30.0 | 247.0 | 12:54.7 | 197.0 | 12:49.7 | 444.0 1:04:05.8 |
| 71 | 140 | Strätgen Thorsten, | Porsche 5 | | 13:59.1 13:15.6b | | 13:43.9 | 180.0 | 13:25.9 | 265.0 | 13:17.4 | 445.0 1:07:41.9 |
| 72 | 155 | Weber Jürgen, | Porsche 911 1966 5 | | 13:36.1 12:58.5b | | 12:57.5 | 276.0 | 12:29.9 | 180.0 | 12:39.5 | 456.0 1:04:41.5 |
| 73 | 127 | Schönberg Hans-Werner, | 5 | | 13:28.2 13:32.1b | | 12:58.9 | 174.0 | 12:41.5 | 283.0 | 12:30.6 | 457.0 1:05:11.3 |
| 74 | 154 | Waldow Christian, | Alfa Romeo Giulia 1972 5 | | 12:50.3 12:14.9b | | 11:44.1 | 187.0 | 12:02.8 | 272.0 | 12:11.3 | 459.0 1:01:03.4 |



Gleichmäßigkeitsprüfung

Ergebnis Teil 1

| Pos. | NR | BEWERBER | RDN | Pkte | A. 1 | Pkte | A. 2 | Pkte | A. 3 | Pkte | A. 4 | Ges.Punkte |
|------|--------|---------------------------------------|--------------------------------------|-------|---------------------|------|---------|-------|---------|-------|----------|--------------------|
| | HistNr | Fahrer | | | A. 5 | | A. 6 | | A. 7 | | A. 8 | Gesamtzeit |
| | | | | | A. 9 | | A. 10 | | A. 11 | | A. 12 | Strafpunkte |
| 75 | 300 | Stäwen Rainer, | 5 TR | | 13:24.7 12:22.9b | | 12:24.2 | 116.0 | 12:12.6 | 350.0 | 11:49.2 | 466.0 1:02:13.6 |
| 76 | 43 | Gregori Uwe, Hoffmann Ralff | 5 Opel Kadett GTE | | 12:52.5 12:11.8b | | 13:02.0 | 195.0 | 12:42.5 | 276.0 | 12:34.4 | 471.0 1:03:23.2 |
| 77 | 130 | Schulz Alexander, | 5 | | 14:40.6 13:36.0b | | 13:37.8 | 221.0 | 13:15.7 | 254.0 | 13:12.4 | 475.0 1:08:22.5 |
| 78 | 26 | Büchner Klaus Dr.med, | 5 Alfa Romeo Giulia Super 1974 | | 14:02.5 13:09.9b | | 13:26.4 | 94.0 | 13:17.0 | 387.0 | 12:47.7 | 481.0 1:06:43.5 |
| 79 | 98 | Petersen Hanno, | 5 | | 13:35.6 13:15.4b | | 12:39.6 | 166.0 | 12:23.0 | 318.0 | 12:07.8 | 484.0 1:04:01.4 |
| 80 | 59 | Hundler Martin, | 4 Ferrari 208GT | 500.0 | 14:21.4 | | 14:46.8 | 12.0 | 14:45.6 | 7.0 | 14:47.5b | 519.0 58:41.3 |
| 81 | 299 | Kaufhold Dieter, | 5 TR | | 13:25.2 12:20.6b | | 12:33.5 | 209.0 | 12:12.6 | 327.0 | 12:00.8 | 536.0 1:02:32.7 |
| 82 | 75 | Leikam Johann, | 4 Porsche 928 S 1983 | 500.0 | 12:46.4 | | 11:57.8 | 25.0 | 11:55.3 | 87.0 | 11:49.1b | 612.0 48:28.6 |
| 83 | 89 | Müller-Christmann , | 5 | | 15:05.0 15:01.6b | | 15:06.6 | 76.0 | 14:59.0 | 579.0 | 16:04.5 | 655.0 1:16:16.7 |
| 84 | 105 | Ptack Nicolai, Ptack Andreas | 5 Audi 50 1978 | | 14:25.0 12:21.2b | | 12:30.2 | 253.0 | 12:04.9 | 458.0 | 11:44.4 | 711.0 1:03:05.7 |
| 85 | 49 | Hanzorskis Erik, Hanzorskis Marcel | 4 MB 300 SL Coupe 1956 | 500.0 | 15:46.2 | | 14:58.7 | 77.0 | 15:06.4 | 149.0 | 15:13.6b | 726.0 1:01:04.9 |
| 86 | 165 | Seume Reiner, | 4 | 500.0 | 12:38.1 | | 12:14.6 | 28.0 | 12:17.4 | 212.0 | 12:35.8b | 740.0 49:45.9 |
| 87 | 141 | Strauch Ralf, Strauch Birgitt | 5 Alfa Romeo Giulia TI 1970 | | 13:22.3 12:15.5b | | 12:59.8 | 294.0 | 12:30.4 | 547.0 | 12:05.1 | 841.0 1:03:13.1 |
| 88 | 129 | Schuler Andreas, | 5 Opel Ascona B 1979 | | 12:32.3 13:01.8b | | 11:52.6 | 690.0 | 13:01.6 | 213.0 | 12:13.9 | 903.0 1:02:42.2 |
| 89 | 77 | Lotz Christian, | 4 Peugeot 404 | 500.0 | 16:31.9 | | 15:47.1 | 305.0 | 15:16.6 | 118.0 | 15:35.3 | 923.0 1:03:10.9 |



Gleichmäßigkeitsprüfung

Ergebnis Teil 1

| Pos. | NR | BEWERBER | RDN | Pkte | A. 1 | Pkte | A. 2 | Pkte | A. 3 | Pkte | A. 4 | Ges.Punkte |
|------|--------|------------------------------------|-----------------------------|------------|---------------------|------|----------|-------|----------|--------|----------|---------------------|
| | HistNr | Fahrer | | | A. 5 | | A. 6 | | A. 7 | | A. 8 | Gesamtzeit |
| | | | | | A. 9 | | A. 10 | | A. 11 | | A. 12 | Strafpunkte |
| 90 | 110 | Riefer Andreas, | Porsche 924 S 1985 | 4 500.0 | 11:34.4 | | 11:40.0 | 197.0 | 11:59.7 | 227.0 | 12:02.7b | 924.0 47:16.8 |
| 91 | 115 | Rusch Erwin, Tober Wolfgang | Pilgrim Cobra 1979 | 5 | 15:40.4 13:29.4b | | 14:36.1 | 408.0 | 13:55.3 | 539.0 | 13:42.2 | 947.0 1:11:23.4 |
| 92 | 158 | Weizäcker Stefan, | Alfa Romeo | 4 500.0 | 13:10.3 | | 12:22.6 | 122.0 | 12:10.4 | 369.0 | 12:59.5 | 991.0 50:42.8 |
| 93 | 31 | Dewes Werner, Wacket Stefan | Ford | 3 500.0 | 13:29.4 | | 13:10.4 | 8.0 | 13:11.2 | 500.0 | | 1008.0 39:51.0 |
| 94 | 46 | Hahn Thorsten, | Opel Kadett B | 3 500.0 | 15:01.3 | | 15:10.6 | 14.0 | 15:12.0 | 500.0 | | 1014.0 45:23.9 |
| 95 | 86 | Minnerup Carsten, | Opel Ascona 1972 | 3 500.0 | 12:48.6 | | 12:29.2 | 42.0 | 12:33.4 | 500.0 | | 1042.0 37:51.2 |
| 96 | 60 | Jung Gisbert, Rieger Markus | Mini Cooper 1972 | 5 | 13:36.9 12:40.0b | | 13:35.9 | 488.0 | 14:24.7 | 569.0 | 12:39.0 | 1057.0 1:06:56.5 |
| 97 | 97 | Peters Franz, | | 3 500.0 | 15:40.7 | | 15:54.7 | 155.0 | 16:10.2b | 500.0 | | 1155.0 47:45.6 |
| 98 | 121 | Scharper Achim, Scharper Regina | Alfa Romeo Montreal 1972 | 3 500.0 | 14:55.2 | | 14:49.0 | 173.0 | 15:06.3b | 500.0 | | 1173.0 44:50.5 |
| 99 | 44 | Gretschel Mario, | | 4 500.0 | 14:30.0 | | 14:08.9 | 433.0 | 13:25.6 | 265.0 | 13:42.4b | 1198.0 55:46.9 |
| 100 | 93 | Nüsing Axel, Witte Michael | AC Cobra 1965 | 3 500.0 | 13:58.4 | | 13:47.3 | 284.0 | 14:15.7b | 500.0 | | 1284.0 42:01.4 |
| 101 | 146 | Thüroff Dr. Heinrich, | MG-C 1969 | 5 | 13:37.0 12:28.9b | | 13:35.2 | 691.0 | 12:26.1 | 628.0 | 12:32.4 | 1319.0 1:04:39.6 |
| 102 | 417 | , | | 3 500.0 | 13:21.4 | | 11:36.9 | 345.0 | 12:11.4b | 500.0 | | 1345.0 37:09.7 |
| 103 | 78 | Lückhoff Peter, | Porsche 928 S 1984 | 2 500.0 | 14:19.0 | | 15:18.5b | 500.0 | | 500.0 | | 1500.0 29:37.5 |
| 104 | 396 | Kopp Peter, | TR | 5 | 14:32.5 14:18.6b | | 14:17.8 | 306.0 | 13:47.2 | 1454.0 | 16:43.2 | 1760.0 1:13:39.3 |



Gleichmäßigkeitsprüfung

Ergebnis Teil 1

| Pos. | NR | BEWERBER | RDN | Pkte | A. 1 | Pkte | A. 2 | Pkte | A. 3 | Pkte | A. 4 | Ges.Punkte |
|------------------------|--------|--|-------------------------------|------------|---------------------|-------|---------------------|-------|---------|-------|---------|--------------------------|
| | HistNr | Fahrer | | | A. 5 | | A. 6 | | A. 7 | | A. 8 | Gesamtzeit |
| | | | | | A. 9 | | A. 10 | | A. 11 | | A. 12 | Strafpunkte |
| 105 | 57 | Homann Carsten, Homann Karin | Austin Healy MK II 1963 | 1 500.0 | 12:25.3b | 500.0 | | 500.0 | | 500.0 | | 2000.0 12:25.3 |
| 106 | 80 | Marquardt Rainer, Kohler Stefan | Ford Escort 2000 1972 | 1 500.0 | 12:41.5 | 500.0 | | 500.0 | | 500.0 | | 2000.0 12:41.5 |
| Nicht gewertet: | | | | | | | | | | | | |
| | 52 | Hesse Martin, Fernbach Brigitte | Auto Union 1000 S 1963 | 5 | 11:48.8 11:22.5b | | 11:27.9 | 2.0 | 11:27.7 | 1.0 | 11:27.8 | 3.0 57:34.7 |
| | 88 | Müller Hans Wilhelm, | | 5 | 12:53.2 12:20.9 | | 12:21.7 | 3.0 | 12:21.4 | 4.0 | 12:22.1 | 7.0 1:02:19.3 (X) |
| | 108 | Reifferscheidt Werner, Reiher Michael | MB 300 SL Coupe 1955 | 6 | 15:47.0 15:29.8 | | 15:28.3 14:18.8b | 1.0 | 15:28.4 | 20.0 | 15:30.3 | 21.0 1:17:43.8 |
| | 99 | Pfeiffer Kurt, Kochendörfer Roger | Mercedes 300SE 1966 | 6 | 11:33.0 11:48.2 | | 11:19.8 12:12.0b | 18.0 | 11:18.0 | 8.0 | 11:19.0 | 26.0 57:18.0 |
| | 142 | Ströter Hans-Georg, Brüggen Claudia | Porsche Carrera RS 1972 | 5 | 11:57.5 11:05.6b | | 11:32.7 | 2.0 | 11:32.9 | 48.0 | 11:37.5 | 50.0 57:46.2 |
| | 42 | Grabowski Norbert, | | 6 | 13:14.6 12:22.8 | | 12:09.2 12:09.9b | 38.0 | 12:13.0 | 15.0 | 12:10.7 | 53.0 1:02:10.3 |
| | 8 | Baschek Peter, Bachmann Markus | MAG TwinCam 1959 | 6 | 14:42.6 14:47.5 | | 15:07.7 16:10.1 | 59.0 | 15:01.8 | 14.0 | 15:09.1 | 73.0 1:14:48.7 (X) |
| | 16 | Bielefeld F.J., Glöckner Hans | Opel Manta B6 | 5 | 12:37.7 12:18.3b | | 12:29.8 | 16.0 | 12:31.4 | 57.0 | 12:24.1 | 73.0 1:02:21.3 (X) |
| | 156 | Wehner Claus-Peter, Illing Stefan | Ford Escort 2000 MKII 1975 | 7 | 11:59.9 11:35.0 | | 11:37.3 11:29.8 | 47.0 | 11:32.6 | 26.0 | 11:34.7 | 73.0 58:19.5 |
| | 36 | Dudek Wolfgang, Weyand Martin | MG Midget MK I 1962 | 5 | 15:55.5 14:54.8 | | 15:18.9 | 66.0 | 15:25.5 | 27.0 | 15:21.6 | 93.0 1:16:56.3 |
| | 18 | Blank Clemens, | | 7 | 11:03.5 10:22.1 | | 10:33.2 10:53.9 | 94.0 | 10:23.8 | 6.0 | 10:33.8 | 100.0 52:56.4 |
| | 35 | Dorsheimer Jochen, | MB 190 SL 1960 | 5 | 17:19.4 17:33.2b | | 17:20.9 | 2.0 | 17:20.7 | 105.0 | 17:10.4 | 107.0 1:26:44.6 |



Gleichmäßigkeitsprüfung

Ergebnis Teil 1

| Pos. | NR | BEWERBER | RDN | Pkte | A. 1 | Pkte | A. 2 | Pkte | A. 3 | Pkte | A. 4 | Ges.Punkte |
|------|--------|---------------------------|------------------------|------|----------|------|----------|-------|---------|-------|---------|-------------|
| | HistNr | Fahrer | | | A. 5 | | A. 6 | | A. 7 | | A. 8 | Gesamtzeit |
| | | | | | A. 9 | | A. 10 | | A. 11 | | A. 12 | Strafpunkte |
| | 147 | Trölenberg Gino, | 7 | | 12:23.5 | | 11:45.0 | 40.0 | 11:49.0 | 68.0 | 11:51.8 | 108.0 |
| | | | | | 11:44.5 | | 11:50.5 | | | | | 59:33.8 |
| | 148 | Tropp Klaus, | 5 | | 12:07.1 | | 11:30.2 | 5.0 | 11:30.7 | 115.0 | 11:18.7 | 120.0 |
| | | | Porsche 928 GT | | 11:41.1b | | | | | | | 58:07.8 |
| | | | 1989 | | | | | | | | | |
| | 383 | Mettches-Blasius Andreas, | 6 | | 12:09.8 | | 11:25.3 | 51.0 | 11:20.2 | 81.0 | 11:17.2 | 132.0 |
| | | | Porsche 928 S | | 11:13.7 | | 11:37.7b | | | | | 57:26.2 |
| | | | 1983 | | | | | | | | | |
| | 116 | Rust J. Peter, | 6 | | 12:40.7 | | 13:59.4 | 23.0 | 14:01.7 | 125.0 | 13:46.9 | 148.0 |
| | | Kötter Till Dr. | | | 14:02.0 | | 14:03.3b | | | | | 1:08:30.7 |
| | | | | | | | | | | | | (X) |
| | 55 | Hofmann Rudolf, | 6 | | 12:09.5 | | 11:32.3 | 96.0 | 11:41.9 | 64.0 | 11:25.9 | 160.0 |
| | | Hofmann Inge | Alfa Romeo Guilia 1600 | | 11:38.5 | | 12:08.4b | | | | | 58:28.1 |
| | | | 1962 | | | | | | | | | |
| | 84 | Meyer Eugen, | 7 | | 12:00.4 | | 11:29.3 | 58.0 | 11:23.5 | 113.0 | 11:18.0 | 171.0 |
| | | Meyer Heidi | MB 190 SLR | | 11:08.8 | | 11:08.0 | | | | | 57:20.0 |
| | | | 1956 | | | | | | | | | |
| | 73 | Kussauer Gunther, | 5 | | 11:01.0 | | 10:33.8 | 58.0 | 10:39.6 | 123.0 | 10:21.5 | 181.0 |
| | | | Porsche 928 GT | | 10:23.3b | | | | | | | 52:59.2 |
| | | | 1989 | | | | | | | | | |
| | 6 | Arnold William, | 8 | | 12:53.5 | | 11:58.1 | 108.0 | 12:08.9 | 97.0 | 11:48.4 | 205.0 |
| | | | | | 11:41.9 | | 11:29.3 | | | | | 1:00:30.8 |
| | | | | | | | | | | | | |
| | 106 | Pusch Walter, | 5 | | 11:56.0 | | 11:20.0 | 126.0 | 11:32.6 | 86.0 | 11:28.6 | 212.0 |
| | | Pusch Markus | Porsche 914/6 | | 11:41.6b | | | | | | | 57:58.8 |
| | | | 1971 | | | | | | | | | |
| | 23 | Brandt Horst, | 5 | | 15:39.3 | | 15:25.9 | 133.0 | 15:12.6 | 89.0 | 15:17.0 | 222.0 |
| | | | Volvo PV 444 | | 15:14.8 | | | | | | | 1:16:49.6 |
| | | | 1957 | | | | | | | | | (X) |
| | 45 | Günnewig Eckhardt Dr., | 5 | | 14:34.0 | | 13:52.9 | 38.0 | 13:49.1 | 218.0 | 13:31.1 | 256.0 |
| | | Günnewig Monika | Jaguar E | | 13:14.3 | | | | | | | 1:09:01.4 |
| | | | 1965 | | | | | | | | | (X) |
| | 62 | Kapp Pascal, | 6 | | 12:39.5 | | 11:56.7 | 130.0 | 11:43.7 | 127.0 | 11:44.0 | 257.0 |
| | | | | | 11:46.0 | | 11:37.9b | | | | | 59:49.9 |
| | | | | | | | | | | | | |
| | 391 | Krüger Gerd, | 5 | | 14:50.9 | | 14:11.3 | 199.0 | 13:51.4 | 61.0 | 14:17.4 | 260.0 |
| | | Schur Andreas | Porsche 911 | | 14:10.3 | | | | | | | 1:11:21.3 |
| | | | 1987 | | | | | | | | | |
| | 19 | Wacket Stefan, | 6 | | 12:16.3 | | 12:04.0 | 104.0 | 11:53.6 | 190.0 | 11:45.0 | 294.0 |
| | | | Ford Escort RS 2000 M | | 11:49.4 | | 12:47.3b | | | | | 59:48.3 |
| | | | | | | | | | | | | |
| | 109 | Rhein Bernd, | 6 | | 12:17.3 | | 12:05.6 | 128.0 | 11:52.8 | 180.0 | 11:47.6 | 308.0 |
| | | | Ford Escort RS 200 | | 11:50.0 | | 12:18.2b | | | | | 59:53.3 |
| | | | 1978 | | | | | | | | | |



Gleichmäßigkeitsprüfung

Ergebnis Teil 1

| Pos. | NR | BEWERBER | RDN | Pkte | A. 1 | Pkte | A. 2 | Pkte | A. 3 | Pkte | A. 4 | Ges.Punkte |
|------|--------|--|---------------------------------|------|----------|------|----------|-------|---------|-------|---------|-------------|
| | HistNr | Fahrer | | | A. 5 | | A. 6 | | A. 7 | | A. 8 | Gesamtzeit |
| | | | | | A. 9 | | A. 10 | | A. 11 | | A. 12 | Strafpunkte |
| | 150 | Schack Jürgen, | 6 | | 12:45.0 | | 11:55.5 | 1.0 | 11:55.6 | 313.0 | 11:24.2 | 314.0 |
| | | | | | 11:29.9 | | 11:59.1b | | | | | 59:30.2 |
| | 24 | Brandt Oliver K., Eickmeyer Robert | Chevrolet Corvette Stir 1964 | 6 | 14:14.6 | | 13:33.8 | 51.0 | 13:28.7 | 268.0 | 13:07.0 | 319.0 |
| | | | | | 13:37.2 | | 13:07.3b | | | | | 1:08:01.3 |
| | 123 | Schmitz Bernd, | 5 | | 12:59.1 | | 11:58.7 | 42.0 | 11:54.5 | 315.0 | 11:27.2 | 357.0 |
| | | | | | 11:48.0b | | | | | | | 1:00:07.5 |
| | 112 | Roduner Urs, | Ford Cortina GT 1964 | 6 | 13:36.0 | | 12:31.3 | 141.0 | 12:17.2 | 224.0 | 12:08.9 | 365.0 |
| | | | | | 12:23.2 | | 12:10.6b | | | | | 1:02:56.6 |
| | 298 | Watzek Reinhard, | 8 | | 11:48.1 | | 11:34.0 | 67.0 | 11:27.3 | 313.0 | 11:02.7 | 380.0 |
| | | | TR | | 11:15.0 | | 11:20.2 | | | | | 57:07.1 |
| | 13 | Beran Rolf, | MB 300 SL 1955 | 8 | 13:44.1 | | 13:21.8 | 182.0 | 13:03.6 | 200.0 | 13:01.8 | 382.0 |
| | | | | | 12:37.3 | | 12:40.0 | | | | | 1:05:48.6 |
| | 103 | Planken Antonius, Rhode-Planken Maritta | Porsche 911 2,8 RSR 1973 | 5 | 12:18.8 | | 12:04.5 | 28.0 | 12:01.7 | 354.0 | 11:29.1 | 382.0 |
| | | | | | 11:40.6b | | | | | | | 59:34.7 |
| | 81 | Müller-Christmann Alexander, | 6 | | 15:14.3 | | 15:06.3 | 70.0 | 14:59.3 | 331.0 | 15:39.4 | 401.0 |
| | | | | | 14:01.3 | | 16:28.8b | | | | | 1:15:00.6 |
| | 65 | Keils Dr. Jochen, | 6 | | 13:01.5 | | 11:41.4 | 400.0 | 12:21.4 | 31.0 | 11:44.5 | 431.0 |
| | | | | | 12:21.4 | | 12:07.6b | | | | | 1:01:10.2 |
| | 138 | Steingraber Uwe, Spiecker Thomas | CN Cobra 1979 | 5 | 12:48.0 | | 12:05.9 | 34.0 | 12:02.5 | 427.0 | 11:23.2 | 461.0 |
| | | | | | 12:08.5b | | | | | | | 1:00:28.1 |
| | 118 | Stamm Dr. G., | 6 | | 12:28.5 | | 11:48.8 | 162.0 | 12:05.0 | 302.0 | 12:19.0 | 464.0 |
| | | | | | 11:58.9 | | 12:31.2b | | | | | 1:00:40.2 |
| | 95 | Oelrichs Klaus, | Porsche 928 S 4 1987 | 7 | 11:36.8 | | 10:42.9 | 75.0 | 10:35.4 | 391.0 | 10:03.8 | 466.0 |
| | | | | | 10:06.4 | | 10:07.5 | | | | | 53:05.3 |
| | 120 | Schäfer Juan-Pedro, | 6 | | 13:46.2 | | 13:29.4 | 195.0 | 13:09.9 | 281.0 | 13:01.3 | 476.0 |
| | | | | | 13:48.2 | | 13:25.4b | | | | | 1:07:15.0 |
| | 149 | Trümmel Gerhard, | Porsche 928 S 1980 | 5 | 12:00.4 | | 11:08.9 | 247.0 | 10:44.2 | 229.0 | 10:46.0 | 476.0 |
| | | | | | 11:08.0b | | | | | | | 55:47.5 |
| | 296 | Böse Gerhard, | 5 | | 13:28.0 | | 13:00.1 | 98.0 | 12:50.3 | 381.0 | 12:22.0 | 479.0 |
| | | | TR | | 13:15.3 | | | | | | | 1:04:55.7 |



Gleichmäßigkeitsprüfung

Ergebnis Teil 1

| Pos. | NR | BEWERBER | RDN | Pkte | A. 1 | Pkte | A. 2 | Pkte | A. 3 | Pkte | A. 4 | Ges.Punkte |
|------|--------|---|--------------------------------|------|---------------------|------|---------------------|-------|---------|-------|---------|---------------------|
| | HistNr | Fahrer | | | A. 5 | | A. 6 | | A. 7 | | A. 8 | Gesamtzeit |
| | | | | | A. 9 | | A. 10 | | A. 11 | | A. 12 | Strafpunkte |
| | 153 | Wacker Walter, | Porsche 928 GT 1989 | 5 | 12:28.6 11:52.4b | | 11:53.0 | 242.0 | 11:28.8 | 319.0 | 11:21.1 | 561.0 59:03.9 |
| | 122 | Schier Christian, | | 6 | 12:27.0 11:22.5 | | 11:52.4 11:20.8b | 178.0 | 11:34.6 | 385.0 | 11:13.9 | 563.0 58:30.4 |
| | 7 | Schmitz Frank, | Porsche 911 SC 1983 | 6 | 12:35.2 11:21.6 | | 11:41.8 11:59.9b | 268.0 | 11:15.0 | 315.0 | 11:10.3 | 583.0 58:03.9 |
| | 1 | Kern Thomas, | MB 710 SSKL 1930 | 7 | 11:34.3 11:07.6 | | 11:39.1 11:32.7 | 165.0 | 11:55.6 | 425.0 | 10:56.6 | 590.0 57:13.2 |
| | 70 | Krüger Klaus, Mertesacker Erwin | Volvo pv 544 1965 | 6 | 13:29.6 12:06.3 | | 12:24.9 12:17.5b | 174.0 | 12:07.5 | 417.0 | 11:43.2 | 591.0 1:01:51.5 |
| | 11 | Koppe Michael, | Jaguar E 1969 | 5 | 12:47.4 12:28.7b | | 11:59.5 | 238.0 | 11:35.7 | 383.0 | 11:21.2 | 621.0 1:00:12.5 |
| | 79 | Lüth Markus, | Alfa Romeo Giulia TI 1965 | 5 | 12:44.5 11:28.8b | | 12:09.1 | 259.0 | 11:43.2 | 384.0 | 11:30.7 | 643.0 59:36.3 |
| | 92 | Nordmeier Friedrich, Gutjahr Ullrich | Fiat 128 Sport | 7 | 12:09.2 12:18.9 | | 11:52.0 12:15.3 | 441.0 | 12:36.1 | 207.0 | 12:12.7 | 648.0 1:01:08.9 |
| | 50 | Heimbach Sven, Götzelmann Michael | Alfa Romeo Giulia Spri 1968 | 5 | 11:55.0 10:55.4b | | 11:01.7 | 294.0 | 10:32.3 | 361.0 | 10:25.6 | 655.0 54:50.0 |
| | 10 | Becker Eugen, Becker Daniel | Ford Escort RS 2000 1974 | 6 | 12:32.4 12:20.1 | | 12:54.2 12:40.8b | 228.0 | 12:31.4 | 428.0 | 12:11.4 | 656.0 1:02:29.5 |
| | 291 | Fichtner Norbert, | TR | 6 | 12:46.4 11:49.2 | | 11:41.6 11:16.9b | 322.0 | 12:13.8 | 374.0 | 12:19.0 | 696.0 1:00:50.0 |
| | 294 | Schmidt Ralf, | TR | 6 | 13:16.2 11:26.4 | | 11:46.9 14:00.8b | 388.0 | 12:25.7 | 375.0 | 11:09.4 | 763.0 1:00:04.6 |
| | 125 | Schneider Luzian, Schneider Andres | Porsche 928 S 4 1989 | 5 | 12:44.7 12:11.8b | | 12:27.1 | 158.0 | 12:11.3 | 715.0 | 11:15.6 | 873.0 1:00:50.5 |
| | 175 | , | | 5 | 13:28.0 11:40.0b | | 12:36.3 | 212.0 | 12:15.1 | 838.0 | 11:12.5 | 1050.0 1:01:11.9 |
| | 160 | Wilmes Andreas, Jung Ankastrin | MGB Roaster 1972 | 5 | 13:03.6 11:57.4b | | 12:03.7 | 482.0 | 11:15.5 | 582.0 | 11:05.5 | 1064.0 59:25.7 |



Gleichmäßigkeitsprüfung

Ergebnis Teil 1

| Pos. | NR | BEWERBER | RDN | Pkte | A. 1 | Pkte | A. 2 | Pkte | A. 3 | Pkte | A. 4 | Ges.Punkte |
|------|--------|--------------------------------|-----------------|-------|----------|------|----------|-------|---------|--------|---------|-------------|
| | HistNr | Fahrer | | | A. 5 | | A. 6 | | A. 7 | | A. 8 | Gesamtzeit |
| | | | | | A. 9 | | A. 10 | | A. 11 | | A. 12 | Strafpunkte |
| | 54 | Groninger T., | 2 | | 10:58.4 | | 12:16.3b | 500.0 | | 500.0 | | 1500.0 |
| | | | | 500.0 | | | | | | | | 23:14.7 |
| | 380 | Bethe Edmund, Schulze Anita | 5 | | 11:34.1 | | 10:26.7 | 28.0 | 10:23.9 | 3292.0 | 15:55.9 | 3320.0 |
| | | | Audi 80 1980 | | 18:00.1b | | | | | | | 1:06:20.7 |

StNr 8,16,23,45,88,116 - Wertungsausschluss

Aushangzeit:

Fahrtleiter:

Zeiterfassung:



Gleichmäßigkeitsprüfung

Ergebnis Teil 2

| Pos. | NR | BEWERBER | RDN | Pkte | A. 1 | Pkte | A. 2 | Pkte | A. 3 | Pkte | A. 4 | Ges.Punkte |
|--|--------|---|--------------------------------------|------|---------------------|------|---------|------|---------|------|---------|-------------------|
| | HistNr | Fahrer | | | A. 5 | | A. 6 | | A. 7 | | A. 8 | Gesamtzeit |
| | | | | | A. 9 | | A. 10 | | A. 11 | | A. 12 | Strafpunkte |
| Gestartet:144 Gewertet:77 Nicht gewertet:67 | | | | | | | | | | | | |
| 1 | 102 | Träger Holger, | 5 VW Käfer | | 15:22.7 15:15.6b | 1.0 | 15:22.8 | | 15:17.7 | 1.0 | 15:17.8 | 2.0 1:16:36.6 |
| 2 | 163 | Zimmermann , Wurft | 5 Austin Healy | | 15:42.6 16:15.1b | 2.0 | 15:42.4 | 2.0 | 15:37.4 | 1.0 | 15:37.7 | 5.0 1:18:55.2 |
| 3 | 393 | Dercks Hans-Wilhelm Dr., Dercks Ines | 5 Porsche 356 A | | 13:11.0 12:07.7b | 5.0 | 13:11.5 | 5.0 | 13:05.5 | 7.0 | 13:05.3 | 17.0 1:04:41.0 |
| 4 | 58 | Horbach Diethelm, Horbach Yvonne | 5 MB 300 SL 1955 | | 13:12.5 12:57.0b | 5.0 | 13:12.0 | 7.0 | 13:06.8 | 7.0 | 13:06.8 | 19.0 1:05:35.1 |
| 5 | 100 | Pfundt Dr. Gert, Pfundt Gudrun | 5 Mercedes 300 SEL 6,3l 1970 | | 12:06.9 12:16.3b | 15.0 | 12:05.4 | 4.0 | 12:01.5 | 1.0 | 12:01.8 | 20.0 1:00:31.9 |
| 6 | 292 | Dorner Sven, | 5 TR | | 15:12.4 14:32.0b | 15.0 | 15:10.9 | 4.0 | 15:07.8 | 1.0 | 15:07.3 | 20.0 1:15:10.4 |
| 7 | 107 | Raedersdorf Patrick, | 5 Volvo P1800S | | 13:12.5 13:41.8b | 11.0 | 13:11.4 | 10.0 | 13:08.5 | 3.0 | 13:07.8 | 24.0 1:06:22.0 |
| 8 | 87 | Morgenstern Patrick, | 5 Porsche 356 SC 1964 | | 13:18.8 13:46.4b | 6.0 | 13:18.2 | 6.0 | 13:13.2 | 13.0 | 13:15.1 | 25.0 1:06:51.7 |
| 9 | 71 | Kruppen Alfred, | 5 Alfa Romeo GTV 2000 1974 | | 11:38.1 11:38.1b | 16.0 | 11:39.7 | 3.0 | 11:32.8 | 8.0 | 11:32.3 | 27.0 58:01.0 |
| 10 | 108 | Reifferscheidt Werner, Reiher Michael | 5 MB 300 SL Coupe 1955 | | 15:27.2 14:29.4b | 21.0 | 15:29.3 | 4.0 | 15:21.8 | 4.0 | 15:22.6 | 29.0 1:16:10.3 |
| 11 | 22 | Brandes Michael, | 5 | | 12:03.6 12:44.6b | 26.0 | 12:06.2 | 18.0 | 11:56.8 | 1.0 | 11:58.5 | 45.0 1:00:49.7 |
| 12 | 137 | Stahl Rainer, | 5 Opel GT 1970 | | 11:54.0 12:27.0b | 16.0 | 11:55.6 | 34.0 | 11:52.4 | 2.0 | 11:48.8 | 52.0 59:57.8 |
| 13 | 14 | Besserer Oliver, | 5 Alfa Romeo Berlina 2000 1974 | | 11:58.6 11:47.8b | 13.0 | 11:59.9 | 7.0 | 11:52.9 | 33.0 | 11:56.9 | 53.0 59:36.1 |
| 14 | 126 | Schoeller Markus, Schartmann Friedhelm | 5 MB 300 SL Roaster 1957 | | 13:22.3 15:11.2b | 1.0 | 13:22.4 | 45.0 | 13:21.8 | 8.0 | 13:18.1 | 54.0 1:08:35.8 |



Gleichmäßigkeitsprüfung

Ergebnis Teil 2

| Pos. | NR | BEWERBER | RDN | Pkte | A. 1 | Pkte | A. 2 | Pkte | A. 3 | Pkte | A. 4 | Ges.Punkte |
|------|--------|--|----------------------------|------|---------------------|-------|---------|------|---------|------|---------|--------------------|
| | HistNr | Fahrer | | | A. 5 | | A. 6 | | A. 7 | | A. 8 | Gesamtzeit |
| | | | | | A. 9 | | A. 10 | | A. 11 | | A. 12 | Strafpunkte |
| 15 | 72 | Kugler jun. Helmut, | Alfa Romeo GT 1600 1975 | 5 | 13:08.8 12:20.3b | 19.0 | 13:10.7 | 21.0 | 13:05.9 | 34.0 | 13:07.2 | 74.0 1:04:52.9 |
| 16 | 30 | Hassink Jan, | Saab 96 V4 1974 | 5 | 15:57.7 15:35.1b | 6.0 | 15:57.1 | 18.0 | 15:54.5 | 54.0 | 15:58.1 | 78.0 1:19:22.5 |
| 17 | 355 | Richter Max, | Porsche 911T 1971 | 5 | 12:04.9 11:41.8b | 13.0 | 12:06.2 | 60.0 | 12:05.9 | 19.0 | 11:58.0 | 92.0 59:56.8 |
| 18 | 27 | Buschmann Karl-Friedrich, | | 5 | 12:22.1 12:04.7b | 44.0 | 12:17.7 | 28.0 | 12:14.3 | 21.0 | 12:15.0 | 93.0 1:01:13.8 |
| 19 | 9 | Baumann Dettlef, | Opel Commodore GS | 5 | 13:16.0 12:15.9b | 79.0 | 13:08.1 | 19.0 | 13:09.1 | | 13:11.0 | 98.0 1:05:00.1 |
| 20 | 38 | Friedrichs Horst, Friedrichs Jörg | Opel Ascona A | 5 | 12:27.8 12:02.6b | 64.0 | 12:34.2 | 8.0 | 12:22.0 | 27.0 | 12:25.5 | 99.0 1:01:52.1 |
| 21 | 119 | Schäfer Erich, | MGB GT 1973 | 5 | 13:32.9 13:16.3b | 47.0 | 13:37.6 | 30.0 | 13:24.9 | 37.0 | 13:24.2 | 114.0 1:07:15.9 |
| 22 | 159 | Arlt Hagen, | Auto Union 1000 1958 | 5 | 14:28.6 14:22.9b | 18.0 | 14:26.8 | 39.0 | 14:27.5 | 74.0 | 14:16.2 | 131.0 1:12:02.0 |
| 23 | 63 | Kasper Thomas, Ernst Andreas | Shelby American 1965 | 5 | 12:24.7 11:47.4b | 21.0 | 12:22.6 | 85.0 | 12:28.2 | 25.0 | 12:22.2 | 131.0 1:01:25.1 |
| 24 | 145 | Tesch Norbert, | | 5 | 13:06.4 13:07.4b | 38.0 | 13:02.6 | 65.0 | 12:54.9 | 33.0 | 12:58.1 | 136.0 1:05:09.4 |
| 25 | 124 | Schmück Elvira und Jürgen, | | 5 | 13:39.2 13:26.7b | 69.0 | 13:46.1 | 50.0 | 13:39.2 | 17.0 | 13:32.5 | 136.0 1:08:03.7 |
| 26 | 41 | Giesche Michael, Giesche Dr. Gisela | Porsche 911 | 5 | 12:29.1 12:27.0b | 72.0 | 12:36.3 | 49.0 | 12:19.2 | 18.0 | 12:25.9 | 139.0 1:02:17.5 |
| 27 | 111 | Ries Birgit, | | 5 | 12:00.7 11:56.1b | 23.0 | 11:58.4 | 78.0 | 11:47.9 | 45.0 | 12:00.2 | 146.0 59:43.3 |
| 28 | 34 | Dornhofer Johannes, | | 5 | 13:45.4 12:40.9b | 119.0 | 13:57.3 | 5.0 | 13:40.9 | 24.0 | 13:38.0 | 148.0 1:07:42.5 |
| 29 | 48 | Hannappel Martin, Hannappel Daphne | Wartburg 1958 | 5 | 12:54.7 12:36.2b | 33.0 | 12:58.0 | 46.0 | 12:54.3 | 71.0 | 12:56.8 | 150.0 1:04:20.0 |



Gleichmäßigkeitsprüfung

Ergebnis Teil 2

| Pos. | NR | BEWERBER | RDN | Pkte | A. 1 | Pkte | A. 2 | Pkte | A. 3 | Pkte | A. 4 | Ges.Punkte |
|------|--------|--|---------------------------------|------|---------------------|-------|---------|-------|---------|-------|---------|--------------------|
| | HistNr | Fahrer | | | A. 5 | | A. 6 | | A. 7 | | A. 8 | Gesamtzeit |
| | | | | | A. 9 | | A. 10 | | A. 11 | | A. 12 | Strafpunkte |
| 30 | 146 | Thüroff Dr. Heinrich, | 5 MG-C 1969 | | 13:01.6 12:44.2b | 61.0 | 12:55.5 | 48.0 | 12:51.8 | 46.0 | 13:01.2 | 155.0 1:04:34.3 |
| 31 | 51 | Helmholz Claudia, | 5 | | 12:50.9 13:51.2b | 79.0 | 12:43.0 | 50.0 | 12:40.9 | 28.0 | 12:43.1 | 157.0 1:04:49.1 |
| 32 | 131 | Schulz Gregor, | 5 BMW 328 1936 | | 13:00.0 12:20.4b | 17.0 | 13:01.7 | 33.0 | 12:58.3 | 111.0 | 13:06.1 | 161.0 1:04:26.5 |
| 33 | 60 | Jung Gisbert, Rieger Markus | 5 Mini Cooper 1972 | | 13:03.7 12:41.4b | 73.0 | 12:56.4 | 71.0 | 12:51.6 | 27.0 | 13:01.4 | 171.0 1:04:34.5 |
| 34 | 20 | Bludau Klaus, Bludau Agnes | 5 Porsche 914/6 1972 | | 13:57.9 12:58.5b | 30.0 | 13:54.9 | 14.0 | 13:51.5 | 146.0 | 13:38.3 | 190.0 1:08:21.1 |
| 35 | 35 | Dorsheimer Jochen, | 5 MB 190 SL 1960 | | 16:00.7 16:15.1b | 53.0 | 16:06.0 | 87.0 | 16:04.4 | 54.0 | 16:01.1 | 194.0 1:20:27.3 |
| 36 | 155 | Weber Jürgen, | 5 Porsche 911 1966 | | 11:55.4 12:03.5b | 96.0 | 11:45.8 | 72.0 | 11:43.2 | 27.0 | 11:47.7 | 195.0 59:15.6 |
| 37 | 68 | Krämer Lars, | 5 | | 14:16.4 14:02.6b | 31.0 | 14:13.3 | 33.0 | 14:08.1 | 152.0 | 14:26.6 | 216.0 1:11:07.0 |
| 38 | 130 | Schulz Alexander, | 5 | | 12:43.1 13:23.6b | 5.0 | 12:43.6 | 89.0 | 12:47.0 | 131.0 | 12:51.2 | 225.0 1:04:28.5 |
| 39 | 66 | Kentgens Hartmut, | 5 MG | | 14:13.8 13:22.4b | 153.0 | 13:58.5 | 71.0 | 14:01.7 | 4.0 | 14:09.2 | 228.0 1:09:45.6 |
| 40 | 104 | Pöttker Godehard, El Maaroufi Farah | 5 Porsche 911 Targa 1971 | | 11:57.2 12:21.4b | 113.0 | 11:45.9 | 107.0 | 11:41.5 | 9.0 | 11:53.1 | 229.0 59:39.1 |
| 41 | 162 | Zanders Christian, | 5 | | 12:06.0 12:32.7b | 146.0 | 11:51.4 | 26.0 | 11:58.4 | 61.0 | 11:54.9 | 233.0 1:00:23.4 |
| 42 | 290 | Schürmann Jörg, | 5 TR | | 13:05.5 12:18.3b | 112.0 | 12:54.3 | 66.0 | 12:53.9 | 61.0 | 12:54.4 | 239.0 1:04:06.4 |
| 43 | 15 | Biegner Uwe, Biegner Diana | 5 Porsche 356A Coupe 1959 | | 13:02.8 12:47.0b | 51.0 | 13:07.9 | 204.0 | 13:18.2 | 7.0 | 12:57.1 | 262.0 1:05:13.0 |
| 44 | 135 | Soosten Sven von, Hofmann Peter | 5 Triumph TR 6 1973 | | 13:07.7 13:26.1b | 56.0 | 13:02.1 | 69.0 | 12:55.8 | 151.0 | 12:47.6 | 276.0 1:05:19.3 |



Gleichmäßigkeitsprüfung

Ergebnis Teil 2


| Pos. | NR | BEWERBER | RDN | Pkte | A. 1 | Pkte | A. 2 | Pkte | A. 3 | Pkte | A. 4 | Ges.Punkte |
|------|--------|---------------------------------------|---------------------------------|------|---------------------|-------|---------|-------|---------|-------|----------|--------------------|
| | HistNr | Fahrer | | | A. 5 | | A. 6 | | A. 7 | | A. 8 | Gesamtzeit |
| | | | | | A. 9 | | A. 10 | | A. 11 | | A. 12 | Strafpunkte |
| 45 | 397 | Rosier Thomas, Rosier Tom | MB 300 SL 1955 | 5 | 11:35.7 12:39.4b | 77.0 | 11:43.4 | 131.0 | 11:43.8 | 70.0 | 11:37.7 | 278.0 59:20.0 |
| 46 | 10 | Becker Eugen, Becker Daniel | Ford Escort RS 2000 1974 | 5 | 12:06.5 12:32.0b | 106.0 | 12:17.1 | 104.0 | 12:11.9 | 75.0 | 12:09.0 | 285.0 1:01:16.5 |
| 47 | 59 | Hundler Martin, | Ferrari 208GT | 5 | 12:36.3 12:29.1b | 98.0 | 12:46.1 | 101.0 | 12:41.4 | 134.0 | 12:44.7 | 333.0 1:03:17.6 |
| 48 | 117 | Sakowitz Henri, Sakowitz Hanelotte | Cobra | 5 | 12:59.3 13:05.9b | 94.0 | 13:08.7 | 211.0 | 13:15.4 | 127.0 | 13:07.0 | 432.0 1:05:36.3 |
| 49 | 391 | Krüger Gerd, Schur Andreas | Porsche 911 1987 | 5 | 13:51.9 14:26.7b | 80.0 | 13:59.9 | 160.0 | 14:02.9 | 220.0 | 14:08.9 | 460.0 1:10:30.3 |
| 50 | 61 | Kalshorn Ralf, | | 5 | 13:38.1 13:32.6b | 102.0 | 13:27.9 | 169.0 | 13:16.2 | 208.0 | 13:12.3 | 479.0 1:07:07.1 |
| 51 | 140 | Strätgen Thorsten, | Porsche | 5 | 13:02.5 12:55.0b | 152.0 | 12:47.3 | 261.0 | 13:23.6 | 76.0 | 12:49.9 | 489.0 1:04:58.3 |
| 52 | 93 | Nüsing Axel, Witte Michael | AC Cobra 1965 | 5 | 12:05.6 12:15.8b | 277.0 | 11:37.9 | 155.0 | 11:45.1 | 104.0 | 11:50.2 | 536.0 59:34.6 |
| 53 | 136 | Möcke Leo, | | 4 | 12:16.4 | 19.0 | 12:14.5 | 2.0 | 12:11.6 | 64.0 | 12:17.8b | 585.0 49:00.3 |
| 54 | 98 | Petersen Hanno, | | 5 | 12:45.2 12:33.9b | 28.0 | 12:42.4 | 261.0 | 12:14.1 | 300.0 | 12:10.2 | 589.0 1:02:25.8 |
| 55 | 5 | Agne Achim, Turw Ben | Alfa Romeo Gulia 1600 1971 | 5 | 12:42.6 12:42.7b | 31.0 | 12:45.7 | 481.0 | 11:49.5 | 86.0 | 12:29.0 | 598.0 1:02:29.5 |
| 56 | 76 | Lotz Thomas, Balaziova Miroslava | Porsche 911 Turbo 1979 | 5 | 12:48.0 12:49.1b | 218.0 | 12:26.2 | 218.0 | 12:21.2 | 200.0 | 12:23.0 | 636.0 1:02:47.5 |
| 57 | 24 | Brandt Oliver K., Eickmeyer Robert | Chevrolet Corvette Stir 1964 | 4 | 12:38.5 | 19.0 | 12:40.4 | 30.0 | 12:30.5 | 139.0 | 12:47.4b | 688.0 50:36.8 |
| 58 | 36 | Dudek Wolfgang, Weyand Martin | MG Midget MK I 1962 | 5 | 15:32.0 14:32.6b | 341.0 | 14:57.9 | 201.0 | 15:06.9 | 152.0 | 15:11.8 | 694.0 1:15:21.2 |
| 59 | 49 | Hanzorskis Erik, Hanzorskis Marcel | MB 300 SL Coupe 1956 | 4 | 14:48.1 | 154.0 | 14:32.7 | 123.0 | 14:30.8 | 18.0 | 14:41.3b | 795.0 58:32.9 |



Gleichmäßigkeitsprüfung

Ergebnis Teil 2

| Pos. | NR | BEWERBER | RDN | Pkte | A. 1 | Pkte | A. 2 | Pkte | A. 3 | Pkte | A. 4 | Ges.Punkte |
|------|--------|---|--|------|---------------------|-------|----------|-------|----------|-------|----------|---------------------|
| | HistNr | Fahrer | | | A. 5 | | A. 6 | | A. 7 | | A. 8 | Gesamtzeit |
| | | | | | A. 9 | | A. 10 | | A. 11 | | A. 12 | Strafpunkte |
| 60 | 105 | Ptack Nicolai, Ptack Andreas | 5 Audi 50 1978 | | 12:14.6 11:58.0b | 240.0 | 11:50.6 | 319.0 | 11:37.7 | 269.0 | 11:42.7 | 828.0 59:23.6 |
| 61 | 64 | Kattenstedt Wilhelm, Kattenstedt Henning | 5 Mini Cooper S 1963 | | 12:35.1 12:41.6b | 45.0 | 12:39.6 | 810.0 | 13:51.1 | 58.0 | 12:35.9 | 913.0 1:04:23.3 |
| 62 | 94 | Nyffeler Illy, | 4 500.0 | | 13:40.2 | 44.0 | 13:35.8 | 100.0 | 13:25.2 | 275.0 | 13:07.7b | 919.0 53:48.9 |
| 63 | 21 | Bodenschatz Stefan, | 3 500.0 | | 12:23.6 | 19.0 | 12:21.7 | 47.0 | 12:23.3b | 500.0 | | 1066.0 37:08.6 |
| 64 | 91 | Nitschke Jens, Wunk-Lipinski Susanne v. | 4 Ford Mustang 500.0 | | 13:26.8 | 72.0 | 13:19.6 | 398.0 | 12:42.0 | 122.0 | 13:09.6b | 1092.0 52:38.0 |
| 65 | 12 | Behrens Ingo, | 3 Porsche 500.0 | | 13:13.5 | 61.0 | 13:07.4 | 48.0 | 13:13.3b | 500.0 | | 1109.0 39:34.2 |
| 66 | 396 | Kopp Peter, | 4 TR 500.0 | | 14:02.7 | 204.0 | 13:42.3 | 305.0 | 13:27.2 | 130.0 | 13:44.7b | 1139.0 54:56.9 |
| 67 | 118 | Stamm Dr. G., | 5 | | 12:27.3 11:46.2b | 378.0 | 11:49.5 | 420.0 | 11:40.3 | 377.0 | 11:44.6 | 1175.0 59:27.9 |
| 68 | 77 | Lotz Christian, | 5 Peugeot 404 | | 15:06.2 15:36.9b | 129.0 | 15:19.1 | 484.0 | 15:49.6 | 604.0 | 16:01.6 | 1217.0 1:17:53.4 |
| 69 | 143 | Strufe Peter, | 4 Alfa Romeo 1300 GTJ 1973 500.0 | | 13:00.2 | 412.0 | 12:19.0 | 473.0 | 12:07.9 | 373.0 | 12:17.9b | 1758.0 49:45.0 |
| 70 | 417 | , | 2 500.0 | | 11:47.4 | 371.0 | 12:24.5b | 500.0 | | 500.0 | | 1871.0 24:11.9 |
| 71 | 55 | Hofmann Rudolf, Hofmann Inge | 1 Alfa Romeo Guilia 1600 1962 500.0 | | 14:09.9b | 500.0 | | 500.0 | | 500.0 | | 2000.0 14:09.9 |
| 71 | 148 | Tropp Klaus, | 1 Porsche 928 GT 1989 500.0 | | 11:41.2b | 500.0 | | 500.0 | | 500.0 | | 2000.0 11:41.2 |
| 73 | 6 | Arnold William, | 5 | | 13:12.2 11:53.5b | 518.0 | 12:20.4 | 687.0 | 11:58.5 | 845.0 | 11:42.7 | 2050.0 1:01:07.3 |
| 74 | 115 | Rusch Erwin, Tober Wolfgang | 4 Pilgrim Cobra 1979 500.0 | | 15:04.7 | 483.0 | 14:16.4 | 627.0 | 13:57.0 | 695.0 | 13:50.2 | 2305.0 57:08.3 |



Gleichmäßigkeitsprüfung

Ergebnis Teil 2

| Pos. | NR | BEWERBER | RDN | Pkte | A. 1 | Pkte | A. 2 | Pkte | A. 3 | Pkte | A. 4 | Ges.Punkte |
|------------------------|--------|---|-----|-------|---------------------|-------|---------------------|--------|----------|--------|-----------------------------|---------------------------|
| | HistNr | Fahrer | | | A. 5 | | A. 6 | | A. 7 | | A. 8 | Gesamtzeit |
| | | | | | A. 9 | | A. 10 | | A. 11 | | A. 12 | Strafpunkte |
| 75 | 120 | Schäfer Juan-Pedro, | 4 | 500.0 | 13:34.5 | 44.0 | 13:30.1 | 132.0 | 13:16.3 | 1844.0 | 16:33.9b | 2520.0 56:54.8 |
| 76 | 40 | Mühleck Philipp, | 3 | 500.0 | 13:10.7 | 466.0 | 12:24.1 | 1122.0 | 14:57.9b | 500.0 | | 2588.0 40:32.7 |
| | | | | | | | | | | | Alfa Romeo 1750 GTV 1971 | |
| 77 | 165 | Seume Reiner, | 3 | 500.0 | 11:46.0 | 215.0 | 12:07.5b | 2236.0 | 15:24.6b | 500.0 | | 3451.0 39:18.1 |
| Nicht gewertet: | | | | | | | | | | | | |
| | 16 | Bielefeld F.J., Glöckner Hans | 5 | | 12:03.5 11:54.0b | 2.0 | 12:03.3 | 15.0 | 11:57.0 | 13.0 | 11:59.8 | 30.0 59:57.6 (X) |
| | | | | | | | | | | | Opel Manta B6 | |
| | 37 | Fischer Eric, | 5 | | 11:32.4 11:11.2b | 10.0 | 11:31.4 | 12.0 | 11:26.2 | 14.0 | 11:28.8 | 36.0 57:10.0 |
| | | | | | | | | | | | BMW 2800 1975 | |
| | 25 | Browsers Herrmann, | 5 | | 14:12.7 11:17.6b | 41.0 | 14:08.6 | 10.0 | 14:06.7 | 20.0 | 14:09.7 | 71.0 1:07:55.3 |
| | | | | | | | | | | | | |
| | 45 | Günnewig Eckhardt Dr., Günnewig Monika | 5 | | 12:48.1 12:48.0b | 4.0 | 12:47.7 | 32.0 | 12:46.3 | 36.0 | 12:39.5 | 72.0 1:03:49.6 (X) |
| | | | | | | | | | | | Jaguar E 1965 | |
| | 298 | Watzek Reinhard, | 5 | | 11:05.3 11:05.0b | 9.0 | 11:06.2 | 54.0 | 10:54.9 | 23.0 | 11:02.6 | 86.0 55:14.0 |
| | | | | | | | | | | | TR | |
| | 92 | Nordmeier Friedrich, Gutjahr Ullrich | 7 | | 12:02.3 11:55.3 | 20.0 | 12:00.3 11:53.9 | 53.0 | 11:52.0 | 40.0 | 11:53.3 | 113.0 59:43.2 |
| | | | | | | | | | | | Fiat 128 Sport | |
| | 29 | Dell Klaus-Rainer, Hoymann Wilhelm | 5 | | 11:44.5 11:52.1b | 13.0 | 11:45.8 | 98.0 | 11:29.7 | 9.0 | 11:38.6 | 120.0 58:30.7 |
| | | | | | | | | | | | Porsche 911 1973 | |
| | 134 | Siller Heinz-Holger, Piersen Bill | 5 | | 11:36.8 11:23.0b | 4.0 | 11:36.4 | 80.0 | 11:23.8 | 59.0 | 11:37.7 | 143.0 57:37.7 |
| | | | | | | | | | | | Shamrock Cobra 1980 | |
| | 88 | Müller Hans Wilhelm, | 5 | | 12:37.6 12:15.9b | 47.0 | 12:42.3 | 46.0 | 12:37.2 | 64.0 | 12:39.0 | 157.0 1:02:52.0 (X) |
| | | | | | | | | | | | | |
| | 106 | Pusch Walter, Pusch Markus | 5 | | 11:22.5 11:29.7b | 34.0 | 11:19.1 | 19.0 | 11:19.4 | 107.0 | 11:06.8 | 160.0 56:37.5 |
| | | | | | | | | | | | Porsche 914/6 1971 | |
| | 33 | Eccarius Manfred, | 6 | | 12:14.3 12:16.9 | 25.0 | 12:16.8 12:20.2b | 126.0 | 12:21.9 | 14.0 | 12:07.9 | 165.0 1:01:17.8 |
| | | | | | | | | | | | MB W201 | |



Gleichmäßigkeitsprüfung

Ergebnis Teil 2

| Pos. | NR | BEWERBER | RDN | Pkte | A. 1 | Pkte | A. 2 | Pkte | A. 3 | Pkte | A. 4 | Ges.Punkte |
|--------|--------|---------------------------------------|--------------------------------------|------|---------------------|-------|---------------------|-------|---------|-------|---------|---------------------------|
| HistNr | Fahrer | | | | A. 5 | | A. 6 | | A. 7 | | A. 8 | Gesamtzeit |
| | | | | | A. 9 | | A. 10 | | A. 11 | | A. 12 | Strafpunkte |
| 149 | | Trümmel Gerhard, | 5 Porsche 928 S 1980 | | 10:32.2 10:35.6b | 4.0 | 10:32.6 | 145.0 | 10:41.7 | 17.0 | 10:25.5 | 166.0 52:47.6 |
| 291 | | Fichtner Norbert, | 5 TR | | 10:50.6 10:52.1b | 75.0 | 10:58.1 | 47.0 | 10:50.3 | 51.0 | 10:50.7 | 173.0 54:21.8 |
| 150 | | Schack Jürgen, | 6 | | 10:52.9 11:20.1 | 10.0 | 10:53.9 11:00.0b | 19.0 | 10:46.0 | 146.0 | 10:33.3 | 175.0 54:26.2 |
| 293 | | Schaefer Heiner, | 6 TR | | 12:45.5 12:46.5 | 94.0 | 12:36.1 12:38.6b | 46.0 | 12:35.9 | 43.0 | 12:36.2 | 183.0 1:03:20.2 |
| 156 | | Wehner Claus-Peter, Illing Stefan | 7 Ford Escort 2000 MKII 1975 | | 11:25.1 11:19.2 | 2.0 | 11:25.3 11:03.1 | 147.0 | 11:34.8 | 42.0 | 11:24.3 | 191.0 57:08.7 |
| 13 | | Beran Rolf, | 9 MB 300 SL 1955 | | 12:24.9 12:30.3 | 36.0 | 12:21.3 12:12.8 | 75.0 | 12:27.4 | 90.0 | 12:28.9 | 201.0 1:02:12.8 |
| 79 | | Lüth Markus, | 5 Alfa Romeo Giulia TI 1965 | | 11:35.2 11:26.3b | 39.0 | 11:39.1 | 30.0 | 11:33.2 | 142.0 | 11:44.4 | 211.0 57:58.2 |
| 26 | | Büchner Klaus Dr.med, | 5 Alfa Romeo Giulia Super 1974 | | 12:33.7 35:49.5b | 32.0 | 12:30.5 | 64.0 | 12:22.3 | 118.0 | 12:16.9 | 214.0 1:25:32.9 |
| 95 | | Oelrichs Klaus, | 6 Porsche 928 S 4 1987 | | 9:59.2 9:50.2 | 161.0 | 9:43.1 10:28.6b | 54.0 | 9:48.8 | 25.0 | 9:51.7 | 240.0 49:13.0 |
| 84 | | Meyer Eugen, Meyer Heidi | 6 MB 190 SLR 1956 | | 11:23.5 10:45.6 | 67.0 | 11:30.2 11:18.0 | 95.0 | 11:09.0 | 79.0 | 11:10.6 | 241.0 55:58.9 |
| 43 | | Gregori Uwe, Hoffmann Ralf | 6 Opel Kadett GTE | | 12:08.8 11:24.6 | 88.0 | 12:00.0 11:38.2b | 11.0 | 12:04.9 | 146.0 | 11:49.2 | 245.0 59:27.5 |
| 70 | | Krüger Klaus, Mertesacker Erwin | 6 Volvo pv 544 1965 | | 11:50.3 15:00.5 | 74.0 | 11:57.7 12:03.7b | 44.0 | 11:49.7 | 159.0 | 12:01.2 | 277.0 1:02:39.4 |
| 125 | | Schneider Luzian, Schneider Andres | 6 Porsche 928 S 4 1989 | | 11:54.1 11:41.9 | 122.0 | 11:41.9 11:50.6b | 6.0 | 11:48.5 | 155.0 | 11:33.6 | 283.0 58:40.0 |
| 23 | | Brandt Horst, | 5 Volvo PV 444 1957 | | 15:40.4 15:52.9b | 250.0 | 15:15.4 | 8.0 | 15:36.2 | 29.0 | 15:38.3 | 287.0 1:18:03.2 (X) |
| 8 | | Baschek Peter, Bachmann Markus | 5 MAG TwinCam 1959 | | 14:37.6 15:01.6b | 14.0 | 14:36.2 | 66.0 | 14:39.2 | 241.0 | 14:08.5 | 321.0 1:13:03.1 (X) |



Gleichmäßigkeitsprüfung

Ergebnis Teil 2

| Pos. | NR | BEWERBER | RDN | Pkte | A. 1 | Pkte | A. 2 | Pkte | A. 3 | Pkte | A. 4 | Ges.Punkte |
|--------|--------|--------------------------------------|---------------------------------|------|---------------------|-------|---------------------|-------|---------|-------|---------|---------------------------|
| HistNr | Fahrer | | | | A. 5 | | A. 6 | | A. 7 | | A. 8 | Gesamtzeit |
| | | | | | A. 9 | | A. 10 | | A. 11 | | A. 12 | Strafpunkte |
| 161 | | Wimmer Josef, | 5 | | 11:47.7 11:43.8b | 181.0 | 11:29.6 | 83.0 | 11:34.4 | 70.0 | 11:35.7 | 334.0 58:11.2 |
| 53 | | Heyer Daniel, | 5 MG B GT V8 | | 12:26.6 11:29.3b | 142.0 | 12:40.8 | 124.0 | 12:34.0 | 103.0 | 12:31.9 | 369.0 1:01:42.6 |
| 122 | | Schier Christian, | 5 | | 11:18.9 11:10.6b | 79.0 | 11:11.0 | 141.0 | 10:59.8 | 151.0 | 10:58.8 | 371.0 55:39.1 |
| 116 | | Rust J. Peter, Kötter Till Dr. | 5 | | 13:50.1 12:52.4b | 135.0 | 14:03.6 | 107.0 | 13:55.8 | 135.0 | 13:58.6 | 377.0 1:08:40.5 (X) |
| 154 | | Waldow Christian, | 5 Alfa Romeo Giulia 1972 | | 11:27.7 10:34.4b | 77.0 | 11:35.4 | 103.0 | 11:33.0 | 215.0 | 11:44.2 | 395.0 56:54.7 |
| 109 | | Rhein Bernd, | 5 Ford Escort RS 200 1978 | | 11:24.0 10:48.5b | 220.0 | 11:02.0 | 51.0 | 11:13.9 | 140.0 | 11:05.0 | 411.0 55:33.4 |
| 160 | | Wilmes Andreas, Jung Ankathrin | 5 MGB Roaster 1972 | | 11:03.1 10:48.5b | 206.0 | 10:42.5 | 159.0 | 10:42.2 | 91.0 | 10:49.0 | 456.0 54:05.3 |
| 153 | | Wacker Walter, | 6 Porsche 928 GT 1989 | | 11:12.7 11:12.7 | 344.0 | 11:47.1 11:09.0b | 59.0 | 11:13.6 | 81.0 | 10:59.6 | 484.0 56:25.7 |
| 101 | | Phlipsen Frank, Geißler Stefan | 5 Cobra 427 S/C 1965 | | 11:35.6 11:00.0b | 200.0 | 11:55.6 | 202.0 | 11:50.8 | 118.0 | 11:42.4 | 520.0 58:04.4 |
| 7 | | Schmitz Frank, | 7 Porsche 911 SC 1983 | | 11:26.8 10:41.7 | 93.0 | 11:17.5 10:38.5 | 193.0 | 11:02.5 | 238.0 | 10:58.0 | 524.0 55:26.5 |
| 52 | | Hesse Martin, Fernbach Brigitte | 5 Auto Union 1000 S 1963 | | 10:47.8 11:21.8b | 229.0 | 11:10.7 | 173.0 | 11:00.1 | 157.0 | 10:58.5 | 559.0 55:18.9 |
| 73 | | Kussauer Gunther, | 5 Porsche 928 GT 1989 | | 10:27.4 10:03.9b | 235.0 | 10:03.9 | 212.0 | 10:01.2 | 130.0 | 10:09.4 | 577.0 50:45.8 |
| 62 | | Kapp Pascal, | 8 | | 11:24.4 10:59.1 | 180.0 | 11:06.4 11:06.9 | 138.0 | 11:05.6 | 269.0 | 10:52.5 | 587.0 55:28.0 |
| 99 | | Pfeiffer Kurt, Kochendörfer Roger | 5 Mercedes 300SE 1966 | | 11:36.6 11:41.8b | 179.0 | 11:18.7 | 274.0 | 11:04.2 | 220.0 | 11:09.6 | 673.0 56:50.9 |
| 300 | | Stäwen Rainer, | 5 TR | | 11:55.8 11:51.5b | 174.0 | 11:38.4 | 229.0 | 11:27.9 | 277.0 | 11:23.1 | 680.0 58:16.7 |



Gleichmäßigkeitsprüfung

Ergebnis Teil 2

| Pos. | NR | BEWERBER | RDN | Pkte | A. 1 | Pkte | A. 2 | Pkte | A. 3 | Pkte | A. 4 | Ges.Punkte |
|------|--------|--------------------------------------|-----------------------------------|-------|---------------------|-------|---------------------|-------|----------|-------|----------|--------------------|
| | HistNr | Fahrer | | | A. 5 | | A. 6 | | A. 7 | | A. 8 | Gesamtzeit |
| | | | | | A. 9 | | A. 10 | | A. 11 | | A. 12 | Strafpunkte |
| | 82 | Messerschmidt Jörg, | 5 | | 12:02.9 11:52.0b | 219.0 | 11:41.0 | 323.0 | 11:25.6 | 169.0 | 11:41.0 | 711.0 58:42.5 |
| | 301 | Shreagh Chris, | 7 TR4 | | 13:26.4 12:41.2 | 265.0 | 13:52.9 12:25.3 | 225.0 | 12:58.9 | 234.0 | 12:58.0 | 724.0 1:05:57.4 |
| | 297 | Lemke Thomas, | 5 TR | | 12:05.3 11:44.1b | 149.0 | 11:50.4 | 294.0 | 11:30.9 | 316.0 | 11:28.7 | 759.0 58:39.4 |
| | 296 | Böse Gerhard, | 6 TR | | 12:19.6 11:36.3 | 90.0 | 12:10.6 11:35.7b | 230.0 | 11:51.6 | 446.0 | 11:30.0 | 766.0 59:28.1 |
| | 42 | Grabowski Norbert, | 4 | 500.0 | 10:39.2 | 141.0 | 10:25.1 | 50.0 | 10:29.2 | 100.0 | 10:44.2b | 791.0 42:17.7 |
| | 294 | Schmidt Ralf, | 5 TR | | 11:22.7 10:45.4b | 141.0 | 11:08.6 | 438.0 | 10:33.9 | 279.0 | 10:49.8 | 858.0 54:40.4 |
| | 141 | Strauch Ralf, Strauch Birgitt | 4 Alfa Romeo Giulia TI 1970 | 500.0 | 11:19.2 | 43.0 | 11:23.5 | 221.0 | 11:36.3 | 169.0 | 10:57.3b | 933.0 45:16.3 |
| | 69 | Kröner Christof, Greulich Andreas | 5 Alfa Gulia | | 11:57.4 11:47.3b | 260.0 | 11:31.4 | 322.0 | 11:20.2 | 356.0 | 11:16.8 | 938.0 57:53.1 |
| | 147 | Trölenberg Gino, | 5 | | 10:02.4 10:34.7b | 397.0 | 10:42.1 | 360.0 | 10:33.4 | 263.0 | 10:23.7 | 1020.0 52:16.3 |
| | 123 | Schmitz Bernd, | 3 | 500.0 | 11:03.8 | 89.0 | 10:54.9 | 11.0 | 10:57.7b | 500.0 | | 1100.0 32:56.4 |
| | 57 | Homann Carsten, Homann Karin | 4 Austin Healy MK II 1963 | 500.0 | 11:22.8 | 51.0 | 11:27.9 | 430.0 | 10:34.8 | 371.0 | 10:40.7b | 1352.0 44:06.2 |
| | 75 | Leikam Johann, | 3 Porsche 928 S 1983 | 500.0 | 11:19.0 | 181.0 | 11:37.1 | 200.0 | 11:34.0b | 500.0 | | 1381.0 34:30.1 |
| | 129 | Schuler Andreas, | 5 Opel Ascona B 1979 | | 11:07.0 13:04.4b | 446.0 | 11:51.6 | 494.0 | 11:51.4 | 448.0 | 11:46.8 | 1388.0 59:41.2 |
| | 54 | Groninger T., | 2 | 500.0 | 10:44.3 | 22.0 | 10:42.1b | 500.0 | | 500.0 | | 1522.0 21:26.4 |
| | 1 | Kern Thomas, | 6 MB 710 SSKL 1930 | | 11:45.5 11:07.3 | 427.0 | 11:02.8 11:25.7b | 573.0 | 10:43.2 | 525.0 | 10:48.0 | 1525.0 55:26.8 |



Gleichmäßigkeitsprüfung

Ergebnis Teil 2


| Pos. | NR | BEWERBER | RDN | Pkte | A. 1 | Pkte | A. 2 | Pkte | A. 3 | Pkte | A. 4 | Ges.Punkte |
|--------|--------|--|-------------------------------------|-------|---------------------|--------|---------------------|--------|----------|--------|----------|---------------------|
| HistNr | Fahrer | | | | A. 5 | | A. 6 | | A. 7 | | A. 8 | Gesamtzeit |
| | | | | | A. 9 | | A. 10 | | A. 11 | | A. 12 | Strafpunkte |
| 127 | | Schönberg Hans-Werner, | 3 | 500.0 | 11:33.2 | 239.0 | 11:09.3 | 314.0 | 11:59.6b | 500.0 | | 1553.0 34:42.1 |
| 18 | | Blank Clemens, | 2 | 500.0 | 10:14.5 | 146.0 | 10:29.1b | 500.0 | | 500.0 | | 1646.0 20:43.6 |
| 299 | | Kaufhold Dieter, | 4 TR | 500.0 | 12:22.7 | 479.0 | 11:34.8 | 512.0 | 11:26.5 | 157.0 | 12:02.0b | 1648.0 47:26.0 |
| 175 | | , | 4 | 500.0 | 11:50.9 | 280.0 | 11:22.9 | 420.0 | 11:03.9 | 582.0 | 10:47.7b | 1782.0 45:05.4 |
| 383 | | Mettches-Blasius Andreas, | 2 Porsche 928 S 1983 | 500.0 | 11:33.2 | 289.0 | 11:04.3 | 500.0 | | 500.0 | | 1789.0 22:37.5 |
| 19 | | Wacket Stefan, | 1 Ford Escort RS 2000 M | 500.0 | 11:29.1 | 500.0 | | 500.0 | | 500.0 | | 2000.0 11:29.1 |
| 50 | | Heimbach Sven, Götzelmann Michael | 1 Alfa Romeo Giulia Spri 1968 | 500.0 | 9:48.4 | 500.0 | | 500.0 | | 500.0 | | 2000.0 9:48.4 |
| 142 | | Ströter Hans-Georg, Brüggen Claudia | 6 Porsche Carrera RS 1972 | | 9:45.9 9:43.9 | 61.0 | 9:52.0 9:58.2b | 389.0 | 10:19.8b | 1609.0 | 12:21.8 | 2059.0 52:03.4 |
| 96 | | Ohlmeier Martin, Erling Michael | 5 Porsche 911 SC 1978 | | 12:08.6 10:57.5b | 790.0 | 10:49.6 | 712.0 | 10:52.4 | 600.0 | 11:03.6 | 2102.0 55:51.7 |
| 380 | | Bethe Edmund, Schulze Anita | 2 Audi 80 1980 | 500.0 | 11:24.6 | 1161.0 | 13:20.7b | 500.0 | | 500.0 | | 2661.0 24:45.3 |
| 112 | | Roduner Urs, | 6 Ford Cortina GT 1964 | | 13:58.9 11:31.2 | 1343.0 | 11:44.6 11:48.9b | 1342.0 | 11:39.7 | 1254.0 | 11:48.5 | 3939.0 1:00:42.9 |

StNr 8,16,23,45,88,116 - Wertungsausschluss

Aushangzeit:

Fahrtleiter:


Zeiterfassung:



Gleichmäßigkeitsprüfung

Ergebnis Teil 1+2


| Pos. | NR | BEWERBER Fahrer | Abschn. | Pkte | A. 1 | Pkte | A. 2 | Pkte | A. 3 | Gesamtzeit | Punkte |
|---|-----|---|-----------------------------------|-------|-----------|-------|-----------|------|------|-------------|--------|
| Gestartet:166 Gewertet:66 Nicht gewertet:100 | | | | | | | | | | | |
| 1 | 102 | Träger Holger, Saternus Patricia | 2 VW Käfer | 1.0 | 1:16:54.1 | 2.0 | 1:16:36.6 | | | 2:33:30.700 | 3.0 |
| 2 | 163 | Zimmermann , Wurft | 2 Austin Healy | 3.0 | 1:17:04.8 | 5.0 | 1:18:55.2 | | | 2:36:00.000 | 8.0 |
| 3 | 71 | Kruppen Alfred, | 2 Alfa Romeo GTV 2000 | 6.0 | 58:21.4 | 27.0 | 58:01.0 | | | 1:56:22.400 | 33.0 |
| 4 | 393 | Dercks Hans-Wilhelm Dr., Dercks Ines | 2 Porsche 356 A | 20.0 | 1:05:01.6 | 17.0 | 1:04:41.0 | | | 2:09:42.600 | 37.0 |
| 5 | 100 | Pfundt Dr. Gert, Pfundt Gudrun | 2 Mercedes 300 SEL 6,3 1970 | 28.0 | 1:02:56.1 | 20.0 | 1:00:31.9 | | | 2:03:28.000 | 48.0 |
| 6 | 87 | Morgenstern Patrick, | 2 Porsche 356 SC | 25.0 | 1:06:58.9 | 25.0 | 1:06:51.7 | | | 2:13:50.600 | 50.0 |
| 7 | 58 | Horbach Diethelm, Horbach Yvonne | 2 MB 300 SL 1955 | 33.0 | 1:01:46.0 | 19.0 | 1:05:35.1 | | | 2:07:21.100 | 52.0 |
| 8 | 126 | Schoeller Markus, Schartmann Friedhelm | 2 MB 300 SL Roaster 1957 | 14.0 | 1:05:37.8 | 54.0 | 1:08:35.8 | | | 2:14:13.600 | 68.0 |
| 9 | 14 | Besserer Oliver, | 2 Alfa Romeo Berlina 2000 | 42.0 | 1:03:14.5 | 53.0 | 59:36.1 | | | 2:02:50.600 | 95.0 |
| 10 | 292 | Dorner Sven, | 2 TR | 84.0 | 1:18:07.9 | 20.0 | 1:15:10.4 | | | 2:33:18.300 | 104.0 |
| 11 | 72 | Kugler jun. Helmut, | 2 Alfa Romeo GT 1600 | 38.0 | 1:08:40.6 | 74.0 | 1:04:52.9 | | | 2:13:33.500 | 112.0 |
| 12 | 30 | Hassink Jan, | 2 Saab 96 V4 | 54.0 | 1:19:32.7 | 78.0 | 1:19:22.5 | | | 2:38:55.200 | 132.0 |
| 13 | 355 | Richter Max, | 2 Porsche 911T | 43.0 | 1:03:40.7 | 92.0 | 59:56.8 | | | 2:03:37.500 | 135.0 |
| 14 | 51 | Helmholz Claudia, | 2 | 12.0 | 1:07:14.3 | 157.0 | 1:04:49.1 | | | 2:12:03.400 | 169.0 |
| 15 | 27 | Buschmann Karl-Friedrich, | 2 | 83.0 | 1:01:17.8 | 93.0 | 1:01:13.8 | | | 2:02:31.600 | 176.0 |
| 16 | 48 | Hannappel Martin, Hannappel Daphne | 2 Wartburg 1958 | 48.0 | 1:04:49.8 | 150.0 | 1:04:20.0 | | | 2:09:09.800 | 198.0 |
| 17 | 107 | Raedersdorf Patrick, | 2 Volvo P1800S | 188.0 | 1:06:11.6 | 24.0 | 1:06:22.0 | | | 2:12:33.600 | 212.0 |
| 18 | 131 | Schulz Gregor, | 2 BMW 328 | 55.0 | 1:06:44.0 | 161.0 | 1:04:26.5 | | | 2:11:10.500 | 216.0 |



Gleichmäßigkeitsprüfung

Ergebnis Teil 1+2


| Pos. | NR | BEWERBER Fahrer | Abschn. | Pkte | A. 1 | Pkte | A. 2 | Pkte | A. 3 | Gesamtzeit | Punkte |
|------|-----|--|---------------------------------|-------|-----------|-------|-----------|------|------|-------------|--------|
| 19 | 22 | Brandes Michael, | 2 | 178.0 | 1:04:43.2 | 45.0 | 1:00:49.7 | | | 2:05:32.900 | 223.0 |
| 20 | 290 | Schürmann Jörg, | 2 TR | 17.0 | 1:06:34.8 | 239.0 | 1:04:06.4 | | | 2:10:41.200 | 256.0 |
| 21 | 38 | Friedrichs Horst, Friedrichs Jörg | 2 Opel Ascona A | 166.0 | 1:04:23.3 | 99.0 | 1:01:52.1 | | | 2:06:15.400 | 265.0 |
| 22 | 137 | Stahl Rainer, | 2 Opel GT | 214.0 | 1:02:02.3 | 52.0 | 59:57.8 | | | 2:02:00.100 | 266.0 |
| 23 | 162 | Zanders Christian, | 2 | 39.0 | 1:03:46.3 | 233.0 | 1:00:23.4 | | | 2:04:09.700 | 272.0 |
| 24 | 34 | Dornhofer Johannes, | 2 | 126.0 | 1:10:52.9 | 148.0 | 1:07:42.5 | | | 2:18:35.400 | 274.0 |
| 25 | 15 | Biegner Uwe, Biegner Diana | 2 Porsche 356A Coupe 1959 | 30.0 | 1:06:29.3 | 262.0 | 1:05:13.0 | | | 2:11:42.300 | 292.0 |
| 26 | 159 | Arlt Hagen, | 2 Auto Union 1000 | 176.0 | 1:10:50.7 | 131.0 | 1:12:02.0 | | | 2:22:52.700 | 307.0 |
| 27 | 397 | Rosier Thomas, Rosier Tom | 2 MB 300 SL 1955 | 30.0 | 59:30.3 | 278.0 | 59:20.0 | | | 1:58:50.300 | 308.0 |
| 28 | 145 | Tesch Norbert, | 2 | 175.0 | 1:06:21.7 | 136.0 | 1:05:09.4 | | | 2:11:31.100 | 311.0 |
| 29 | 68 | Krämer Lars, | 2 | 156.0 | 1:17:17.7 | 216.0 | 1:11:07.0 | | | 2:28:24.700 | 372.0 |
| 30 | 124 | Schmück Elvira und Jürgen, | 2 | 245.0 | 1:09:04.6 | 136.0 | 1:08:03.7 | | | 2:17:08.300 | 381.0 |
| 31 | 9 | Baumann Detlef, | 2 Opel Commodore GS | 284.0 | 1:08:42.8 | 98.0 | 1:05:00.1 | | | 2:13:42.900 | 382.0 |
| 32 | 119 | Schäfer Erich, | 2 MGB GT | 283.0 | 1:10:59.7 | 114.0 | 1:07:15.9 | | | 2:18:15.600 | 397.0 |
| 33 | 41 | Giesche Michael, Giesche Dr. Gisela | 2 Porsche 911 | 264.0 | 1:07:13.6 | 139.0 | 1:02:17.5 | | | 2:09:31.100 | 403.0 |
| 34 | 66 | Kentgens Hartmut, | 2 MG | 231.0 | 1:12:23.7 | 228.0 | 1:09:45.6 | | | 2:22:09.300 | 459.0 |
| 35 | 20 | Bludau Klaus, Bludau Agnes | 2 Porsche 914/6 1972 | 272.0 | 1:07:01.1 | 190.0 | 1:08:21.1 | | | 2:15:22.200 | 462.0 |
| 36 | 63 | Kasper Thomas, Ernst Andreas | 2 Shelby American 1965 | 359.0 | 1:04:14.6 | 131.0 | 1:01:25.1 | | | 2:05:39.700 | 490.0 |
| 37 | 104 | Pöttker Godehard, El Maaroufi Farah | 2 Porsche 911 Targa 1971 | 328.0 | 1:03:48.6 | 229.0 | 59:39.1 | | | 2:03:27.700 | 557.0 |



Gleichmäßigkeitsprüfung

Ergebnis Teil 1+2

| Pos. | NR | BEWERBER Fahrer | Abschn. | Pkte | A. 1 | Pkte | A. 2 | Pkte | A. 3 | Gesamtzeit | Punkte |
|------|-----|---|------------------------------------|--------|-----------|--------|-----------|------|------|-------------|--------|
| 38 | 111 | Ries Birgit, | 2 | 444.0 | 1:04:05.8 | 146.0 | 59:43.3 | | | 2:03:49.100 | 590.0 |
| 39 | 135 | Soosten Sven von, Hofmann Peter | 2 Triumph TR 6 1973 | 360.0 | 1:07:22.9 | 276.0 | 1:05:19.3 | | | 2:12:42.200 | 636.0 |
| 40 | 155 | Weber Jürgen, | 2 Porsche 911 | 456.0 | 1:04:41.5 | 195.0 | 59:15.6 | | | 2:03:57.100 | 651.0 |
| 41 | 136 | Möcke Leo, | 2 | 80.0 | 1:03:49.5 | 585.0 | 49:00.3 | | | 1:52:49.800 | 665.0 |
| 42 | 5 | Agne Achim, Turw Ben | 2 Alfa Romeo Gulia 1600 1971 | 79.0 | 1:06:44.5 | 598.0 | 1:02:29.5 | | | 2:09:14.000 | 677.0 |
| 43 | 61 | Kalshorn Ralf, | 2 | 205.0 | 1:10:15.4 | 479.0 | 1:07:07.1 | | | 2:17:22.500 | 684.0 |
| 44 | 130 | Schulz Alexander, | 2 | 475.0 | 1:08:22.5 | 225.0 | 1:04:28.5 | | | 2:12:51.000 | 700.0 |
| 45 | 117 | Sakowitz Henri, Sakowitz Hanelotte | 2 Cobra | 404.0 | 1:09:26.0 | 432.0 | 1:05:36.3 | | | 2:15:02.300 | 836.0 |
| 46 | 59 | Hundler Martin, | 2 Ferrari 208GT | 519.0 | 58:41.3 | 333.0 | 1:03:17.6 | | | 2:01:58.900 | 852.0 |
| 47 | 76 | Lotz Thomas, Balaziova Miroslava | 2 Porsche 911 Turbo 1979 | 254.0 | 1:04:53.5 | 636.0 | 1:02:47.5 | | | 2:07:41.000 | 890.0 |
| 48 | 140 | Strätgen Thorsten, | 2 Porsche | 445.0 | 1:07:41.9 | 489.0 | 1:04:58.3 | | | 2:12:40.200 | 934.0 |
| 49 | 64 | Kattenstedt Wilhelm, Kattenstedt Henning | 2 Mini Cooper S 1963 | 85.0 | 1:09:41.4 | 913.0 | 1:04:23.3 | | | 2:14:04.700 | 998.0 |
| 50 | 98 | Petersen Hanno, | 2 | 484.0 | 1:04:01.4 | 589.0 | 1:02:25.8 | | | 2:06:27.200 | 1073.0 |
| 51 | 21 | Bodenschatz Stefan, | 2 | 53.0 | 1:02:20.3 | 1066.0 | 37:08.6 | | | 1:39:28.900 | 1119.0 |
| 52 | 94 | Nyffeler Illy, | 2 | 306.0 | 1:07:36.3 | 919.0 | 53:48.9 | | | 2:01:25.200 | 1225.0 |
| 53 | 60 | Jung Gisbert, Rieger Markus | 2 Mini Cooper 1972 | 1057.0 | 1:06:56.5 | 171.0 | 1:04:34.5 | | | 2:11:31.000 | 1228.0 |
| 54 | 12 | Behrens Ingo, | 2 Porsche | 189.0 | 1:06:01.5 | 1109.0 | 39:34.2 | | | 1:45:35.700 | 1298.0 |
| 55 | 91 | Nitschke Jens, Wunk-Lipinski Susanne v. | 2 Ford Mustang | 368.0 | 1:11:08.5 | 1092.0 | 52:38.0 | | | 2:03:46.500 | 1460.0 |
| 56 | 146 | Thüroff Dr. Heinrich, | 2 MG-C | 1319.0 | 1:04:39.6 | 155.0 | 1:04:34.3 | | | 2:09:13.900 | 1474.0 |




Gleichmäßigkeitsprüfung

Ergebnis Teil 1+2

| Pos. | NR | BEWERBER Fahrer | Abschn. | Pkte | A. 1 | Pkte | A. 2 | Pkte | A. 3 | Gesamtzeit | Punkte |
|------|-----|---------------------------------------|------------------------------|--------|-----------|--------|-----------|------|------|-------------|--------|
| 57 | 49 | Hanzorskis Erik, Hanzorskis Marcel | 2 MB 300 SL Coupe 1956 | 726.0 | 1:01:04.9 | 795.0 | 58:32.9 | | | 1:59:37.800 | 1521.0 |
| 58 | 105 | Ptack Nicolai, Ptack Andreas | 2 Audi 50 1978 | 711.0 | 1:03:05.7 | 828.0 | 59:23.6 | | | 2:02:29.300 | 1539.0 |
| 59 | 93 | Nüsing Axel, Witte Michael | 2 AC Cobra 1965 | 1284.0 | 42:01.4 | 536.0 | 59:34.6 | | | 1:41:36.000 | 1820.0 |
| 60 | 143 | Strufe Peter, | 2 Alfa Romeo 1300 GTJ | 128.0 | 1:06:45.6 | 1758.0 | 49:45.0 | | | 1:56:30.600 | 1886.0 |
| 61 | 77 | Lotz Christian, | 2 Peugeot 404 | 923.0 | 1:03:10.9 | 1217.0 | 1:17:53.4 | | | 2:21:04.300 | 2140.0 |
| 62 | 396 | Kopp Peter, | 2 TR | 1760.0 | 1:13:39.3 | 1139.0 | 54:56.9 | | | 2:08:36.200 | 2899.0 |
| 63 | 40 | Mühleck Philipp, | 2 Alfa Romeo 1750 GTV | 318.0 | 1:07:03.9 | 2588.0 | 40:32.7 | | | 1:47:36.600 | 2906.0 |
| 64 | 417 | , | 2 | 1345.0 | 37:09.7 | 1871.0 | 24:11.9 | | | 1:01:21.600 | 3216.0 |
| 65 | 115 | Rusch Erwin, Tober Wolfgang | 2 Pilgrim Cobra 1979 | 947.0 | 1:11:23.4 | 2305.0 | 57:08.3 | | | 2:08:31.700 | 3252.0 |
| 66 | 165 | Seume Reiner, | 2 | 740.0 | 49:45.9 | 3451.0 | 39:18.1 | | | 1:29:04.000 | 4191.0 |

Nicht gewertet:

| | | | | | | | | | | | |
|-----|--|--|---------------------------------|-------|-----------|-------|-----------|--|--|-------------|-------|
| 47 | | Hamacher Alfons Ralf, | 1 Jaguar XK 140 | 17.0 | 1:18:18.7 | | | | | 1:18:18.700 | 17.0 |
| 39 | | Fuchs Holger, Brokopp Sabrina | 1 Renault Alpine V6T 1986 | 49.0 | 1:08:42.3 | | | | | 1:08:42.300 | 49.0 |
| 108 | | Reifferscheidt Werner, Reiher Michael | 1 MB 300 SL Coupe 1955 | 21.0 | 1:17:43.8 | 29.0 | 1:16:10.3 | | | 2:33:54.100 | 50.0 |
| 16 | | Bielefeld F.J., Glöckner Hans | 0 Opel Manta B6 | 73.0 | 1:02:21.3 | 30.0 | 59:57.6 | | | 2:02:18.900 | 103.0 |
| 295 | | Wohlert Dennis, | 1 TR | 105.0 | 1:18:04.5 | | | | | 1:18:04.500 | 105.0 |
| 151 | | Dilger Frank, | 1 Porsche 928 GT | 117.0 | 1:05:39.1 | | | | | 1:05:39.100 | 117.0 |
| 25 | | Browers Herrmann, | 1 | 52.0 | 1:08:41.6 | 71.0 | 1:07:55.3 | | | 2:16:36.900 | 123.0 |
| 88 | | Müller Hans Wilhelm, | 0 | 7.0 | 1:02:19.3 | 157.0 | 1:02:52.0 | | | 2:05:11.300 | 164.0 |



Gleichmäßigkeitsprüfung

Ergebnis Teil 1+2


| Pos. | NR | BEWERBER Fahrer | Abschn. | Pkte | A. 1 | Pkte | A. 2 | Pkte | A. 3 | Gesamtzeit | Punkte |
|------|-----|--|-----------------------------------|-------|-----------|-------|-----------|------|------|-------------|--------|
| | 29 | Dell Klaus-Rainer, Hoymann Wilhelm | 1 Porsche 911 1973 | 68.0 | 59:43.0 | 120.0 | 58:30.7 | | | 1:58:13.700 | 188.0 |
| | 139 | Stock Rainer, | 1 Cobra | 230.0 | 1:04:01.9 | | | | | 1:04:01.900 | 230.0 |
| | 156 | Wehner Claus-Peter, Illing Stefan | 0 Ford Escort 2000 MKI 1975 | 73.0 | 58:19.5 | 191.0 | 57:08.7 | | | 1:55:28.200 | 264.0 |
| | 35 | Dorsheimer Jochen, | 1 MB 190 SL | 107.0 | 1:26:44.6 | 194.0 | 1:20:27.3 | | | 2:47:11.900 | 301.0 |
| | 45 | Günnewig Eckhardt Dr., Günnewig Monika | 0 Jaguar E 1965 | 256.0 | 1:09:01.4 | 72.0 | 1:03:49.6 | | | 2:12:51.000 | 328.0 |
| | 106 | Pusch Walter, Pusch Markus | 0 Porsche 914/6 1971 | 212.0 | 57:58.8 | 160.0 | 56:37.5 | | | 1:54:36.300 | 372.0 |
| | 103 | Planken Antonius, Rhode-Planken Maritta | 0 Porsche 911 2,8 RSR 1973 | 382.0 | 59:34.7 | | | | | 59:34.700 | 382.0 |
| | 8 | Baschek Peter, Bachmann Markus | 0 MAG TwinCam 1959 | 73.0 | 1:14:48.7 | 321.0 | 1:13:03.1 | | | 2:27:51.800 | 394.0 |
| | 37 | Fischer Eric, | 1 BMW 2800 | 360.0 | 1:01:21.3 | 36.0 | 57:10.0 | | | 1:58:31.300 | 396.0 |
| | 114 | Rossmann Achim, | 1 | 397.0 | 1:02:55.3 | | | | | 1:02:55.300 | 397.0 |
| | 81 | Müller-Christmann Alexander, | 0 | 401.0 | 1:15:00.6 | | | | | 1:15:00.600 | 401.0 |
| | 53 | Heyer Daniel, | 1 MG B GT V8 | 43.0 | 1:04:11.3 | 369.0 | 1:01:42.6 | | | 2:05:53.900 | 412.0 |
| | 84 | Meyer Eugen, Meyer Heidi | 0 MB 190 SLR 1956 | 171.0 | 57:20.0 | 241.0 | 55:58.9 | | | 1:53:18.900 | 412.0 |
| | 293 | Schaefer Heiner, | 1 TR | 238.0 | 1:05:53.3 | 183.0 | 1:03:20.2 | | | 2:09:13.500 | 421.0 |
| | 65 | Keils Dr. Jochen, | 0 | 431.0 | 1:01:10.2 | | | | | 1:01:10.200 | 431.0 |
| | 33 | Eccarius Manfred, | 1 MB W201 | 267.0 | 1:05:03.4 | 165.0 | 1:01:17.8 | | | 2:06:21.200 | 432.0 |
| | 138 | Steingraber Uwe, Spiecker Thomas | 0 CN Cobra 1979 | 461.0 | 1:00:28.1 | | | | | 1:00:28.100 | 461.0 |
| | 298 | Watzek Reinhard, | 0 TR | 380.0 | 57:07.1 | 86.0 | 55:14.0 | | | 1:52:21.100 | 466.0 |



Gleichmäßigkeitsprüfung

Ergebnis Teil 1+2

| Pos. | NR | BEWERBER Fahrer | Abschn. | Pkte | A. 1 | Pkte | A. 2 | Pkte | A. 3 | Gesamtzeit | Punkte |
|------|-----|---|--------------------------------|-------|-----------|-------|-----------|------|------|-------------|--------|
| | 134 | Siller Heinz-Holger, Piersen Bill | 1 Shamrock Cobra 1980 | 334.0 | 1:07:52.5 | 143.0 | 57:37.7 | | | 2:05:30.200 | 477.0 |
| | 150 | Schack Jürgen, | 0 | 314.0 | 59:30.2 | 175.0 | 54:26.2 | | | 1:53:56.400 | 489.0 |
| | 23 | Brandt Horst, | 0 Volvo PV 444 | 222.0 | 1:16:49.6 | 287.0 | 1:18:03.2 | | | 2:34:52.800 | 509.0 |
| | 116 | Rust J. Peter, Kötter Till Dr. | 0 | 148.0 | 1:08:30.7 | 377.0 | 1:08:40.5 | | | 2:17:11.200 | 525.0 |
| | 52 | Hesse Martin, Fernbach Brigitte | 0 Auto Union 1000 S 1963 | 3.0 | 57:34.7 | 559.0 | 55:18.9 | | | 1:52:53.600 | 562.0 |
| | 13 | Beran Rolf, | 0 MB 300 SL | 382.0 | 1:05:48.6 | 201.0 | 1:02:12.8 | | | 2:08:01.400 | 583.0 |
| | 11 | Koppe Michael, | 0 Jaguar E | 621.0 | 1:00:12.5 | | | | | 1:00:12.500 | 621.0 |
| | 149 | Trümmel Gerhard, | 0 Porsche 928 S | 476.0 | 55:47.5 | 166.0 | 52:47.6 | | | 1:48:35.100 | 642.0 |
| | 89 | Müller-Christmann , | 1 | 655.0 | 1:16:16.7 | | | | | 1:16:16.700 | 655.0 |
| | 161 | Wimmer Josef, | 1 | 336.0 | 1:02:19.6 | 334.0 | 58:11.2 | | | 2:00:30.800 | 670.0 |
| | 26 | Büchner Klaus Dr.med, | 1 Alfa Romeo Giulia Super | 481.0 | 1:06:43.5 | 214.0 | 1:25:32.9 | | | 2:32:16.400 | 695.0 |
| | 99 | Pfeiffer Kurt, Kochendörfer Roger | 0 Mercedes 300SE 1966 | 26.0 | 57:18.0 | 673.0 | 56:50.9 | | | 1:54:08.900 | 699.0 |
| | 95 | Oelrichs Klaus, | 0 Porsche 928 S 4 | 466.0 | 53:05.3 | 240.0 | 49:13.0 | | | 1:42:18.300 | 706.0 |
| | 43 | Gregori Uwe, Hoffmann Ralff | 1 Opel Kadett GTE | 471.0 | 1:03:23.2 | 245.0 | 59:27.5 | | | 2:02:50.700 | 716.0 |
| | 109 | Rhein Bernd, | 0 Ford Escort RS 200 | 308.0 | 59:53.3 | 411.0 | 55:33.4 | | | 1:55:26.700 | 719.0 |
| | 391 | Krüger Gerd, Schur Andreas | 1 Porsche 911 1987 | 260.0 | 1:11:21.3 | 460.0 | 1:10:30.3 | | | 2:21:51.600 | 720.0 |
| | 301 | Shreagh Chris, | 0 TR4 | | | 724.0 | 1:05:57.4 | | | 1:05:57.400 | 724.0 |
| | 73 | Kussauer Gunther, | 0 Porsche 928 GT | 181.0 | 52:59.2 | 577.0 | 50:45.8 | | | 1:43:45.000 | 758.0 |
| | 92 | Nordmeier Friedrich, Gutjahr Ullrich | 0 Fiat 128 Sport | 648.0 | 1:01:08.9 | 113.0 | 59:43.2 | | | 2:00:52.100 | 761.0 |



Gleichmäßigkeitsprüfung

Ergebnis Teil 1+2


| Pos. | NR | BEWERBER Fahrer | Abschn. | Pkte | A. 1 | Pkte | A. 2 | Pkte | A. 3 | Gesamtzeit | Punkte |
|------|-----|---------------------------------------|---------------------------------------|--------|-----------|-------|-----------|------|------|-------------|--------|
| | 36 | Dudek Wolfgang, Weyand Martin | 1 MG Midget MK 1962 | 93.0 | 1:16:56.3 | 694.0 | 1:15:21.2 | | | 2:32:17.500 | 787.0 |
| | 82 | Messerschmidt Jörg, | 1 | 76.0 | 58:49.0 | 711.0 | 58:42.5 | | | 1:57:31.500 | 787.0 |
| | 42 | Grabowski Norbert, | 0 | 53.0 | 1:02:10.3 | 791.0 | 42:17.7 | | | 1:44:28.000 | 844.0 |
| | 62 | Kapp Pascal, | 0 | 257.0 | 59:49.9 | 587.0 | 55:28.0 | | | 1:55:17.900 | 844.0 |
| | 101 | Phlipsen Frank, Geißler Stefan | 1 Cobra 427 S/C 1965 | 329.0 | 1:02:57.0 | 520.0 | 58:04.4 | | | 2:01:01.400 | 849.0 |
| | 79 | Lüth Markus, | 0 Alfa Romeo Giulia T | 643.0 | 59:36.3 | 211.0 | 57:58.2 | | | 1:57:34.500 | 854.0 |
| | 154 | Waldow Christian, | 1 Alfa Romeo Giulia | 459.0 | 1:01:03.4 | 395.0 | 56:54.7 | | | 1:57:58.100 | 854.0 |
| | 70 | Krüger Klaus, Mertesacker Erwin | 0 Volvo pv 544 1965 | 591.0 | 1:01:51.5 | 277.0 | 1:02:39.4 | | | 2:04:30.900 | 868.0 |
| | 291 | Fichtner Norbert, | 0 TR | 696.0 | 1:00:50.0 | 173.0 | 54:21.8 | | | 1:55:11.800 | 869.0 |
| | 110 | Riefer Andreas, | 1 Porsche 924 S | 924.0 | 47:16.8 | | | | | 47:16.800 | 924.0 |
| | 122 | Schier Christian, | 0 | 563.0 | 58:30.4 | 371.0 | 55:39.1 | | | 1:54:09.500 | 934.0 |
| | 10 | Becker Eugen, Becker Daniel | 1 Ford Escort RS 2000 1974 | 656.0 | 1:02:29.5 | 285.0 | 1:01:16.5 | | | 2:03:46.000 | 941.0 |
| | 158 | Weizäcker Stefan, | 1 Alfa Romeo | 991.0 | 50:42.8 | | | | | 50:42.800 | 991.0 |
| | 24 | Brandt Oliver K., Eickmeyer Robert | 1 Chevrolet Corvette Sting 1964 | 319.0 | 1:08:01.3 | 688.0 | 50:36.8 | | | 1:58:38.100 | 1007.0 |
| | 31 | Dewes Werner, Wacket Stefan | 1 Ford | 1008.0 | 39:51.0 | | | | | 39:51.000 | 1008.0 |
| | 46 | Hahn Thorsten, | 1 Opel Kadett B | 1014.0 | 45:23.9 | | | | | 45:23.900 | 1014.0 |
| | 86 | Minnerup Carsten, | 1 Opel Ascona | 1042.0 | 37:51.2 | | | | | 37:51.200 | 1042.0 |
| | 153 | Wacker Walter, | 0 Porsche 928 GT | 561.0 | 59:03.9 | 484.0 | 56:25.7 | | | 1:55:29.600 | 1045.0 |
| | 7 | Schmitz Frank, | 0 Porsche 911 SC | 583.0 | 58:03.9 | 524.0 | 55:26.5 | | | 1:53:30.400 | 1107.0 |



Gleichmäßigkeitsprüfung

Ergebnis Teil 1+2

| Pos. | NR | BEWERBER Fahrer | Abschn. | Pkte | A. 1 | Pkte | A. 2 | Pkte | A. 3 | Gesamtzeit | Punkte |
|------|-----|---------------------------------------|----------------------------------|--------|-----------|--------|---------|------|------|-------------|--------|
| | 147 | Trölenberg Gino, | 0 | 108.0 | 59:33.8 | 1020.0 | 52:16.3 | | | 1:51:50.100 | 1128.0 |
| | 300 | Stäwen Rainer, | 1 TR | 466.0 | 1:02:13.6 | 680.0 | 58:16.7 | | | 2:00:30.300 | 1146.0 |
| | 97 | Peters Franz, | 1 | 1155.0 | 47:45.6 | | | | | 47:45.600 | 1155.0 |
| | 125 | Schneider Luzian, Schneider Andres | 0 Porsche 928 S 4 1989 | 873.0 | 1:00:50.5 | 283.0 | 58:40.0 | | | 1:59:30.500 | 1156.0 |
| | 121 | Scharper Achim, Scharper Regina | 1 Alfa Romeo Montrea 1972 | 1173.0 | 44:50.5 | | | | | 44:50.500 | 1173.0 |
| | 297 | Lemke Thomas, | 1 TR | 425.0 | 1:01:31.9 | 759.0 | 58:39.4 | | | 2:00:11.300 | 1184.0 |
| | 44 | Gretschel Mario, | 1 | 1198.0 | 55:46.9 | | | | | 55:46.900 | 1198.0 |
| | 296 | Böse Gerhard, | 0 TR | 479.0 | 1:04:55.7 | 766.0 | 59:28.1 | | | 2:04:23.800 | 1245.0 |
| | 69 | Kröner Christof, Greulich Andreas | 1 Alfa Giulia | 339.0 | 1:03:01.5 | 938.0 | 57:53.1 | | | 2:00:54.600 | 1277.0 |
| | 123 | Schmitz Bernd, | 0 | 357.0 | 1:00:07.5 | 1100.0 | 32:56.4 | | | 1:33:03.900 | 1457.0 |
| | 78 | Lückhoff Peter, | 1 Porsche 928 S | 1500.0 | 29:37.5 | | | | | 29:37.500 | 1500.0 |
| | 160 | Wilmes Andreas, Jung Ankathrin | 0 MGB Roaster 1972 | 1064.0 | 59:25.7 | 456.0 | 54:05.3 | | | 1:53:31.000 | 1520.0 |
| | 294 | Schmidt Ralf, | 0 TR | 763.0 | 1:00:04.6 | 858.0 | 54:40.4 | | | 1:54:45.000 | 1621.0 |
| | 118 | Stamm Dr. G., | 1 | 464.0 | 1:00:40.2 | 1175.0 | 59:27.9 | | | 2:00:08.100 | 1639.0 |
| | 18 | Blank Clemens, | 0 | 100.0 | 52:56.4 | 1646.0 | 20:43.6 | | | 1:13:40.000 | 1746.0 |
| | 141 | Strauch Ralf, Strauch Birgitt | 1 Alfa Romeo Giulia T 1970 | 841.0 | 1:03:13.1 | 933.0 | 45:16.3 | | | 1:48:29.400 | 1774.0 |
| | 383 | Mettches-Blasius Andreas, | 0 Porsche 928 S | 132.0 | 57:26.2 | 1789.0 | 22:37.5 | | | 1:20:03.700 | 1921.0 |
| | 75 | Leikam Johann, | 1 Porsche 928 S | 612.0 | 48:28.6 | 1381.0 | 34:30.1 | | | 1:22:58.700 | 1993.0 |
| | 80 | Marquardt Rainer, Kohler Stefan | 1 Ford Escort 2000 1972 | 2000.0 | 12:41.5 | | | | | 12:41.500 | 2000.0 |



Gleichmäßigkeitsprüfung

Ergebnis Teil 1+2

| Pos. | NR | BEWERBER Fahrer | Abschn. | Pkte | A. 1 | Pkte | A. 2 | Pkte | A. 3 | Gesamtzeit | Punkte |
|------|-----|--|---------|--------|-----------|--------|-----------|------|------|-------------|--------|
| | 127 | Schönberg Hans-Werner, | 1 | 457.0 | 1:05:11.3 | 1553.0 | 34:42.1 | | | 1:39:53.400 | 2010.0 |
| | 142 | Ströter Hans-Georg, Brüggen Claudia | 0 | 50.0 | 57:46.2 | 2059.0 | 52:03.4 | | | 1:49:49.600 | 2109.0 |
| | 1 | Kern Thomas, | 0 | 590.0 | 57:13.2 | 1525.0 | 55:26.8 | | | 1:52:40.000 | 2115.0 |
| | 148 | Tropp Klaus, | 1 | 120.0 | 58:07.8 | 2000.0 | 11:41.2 | | | 1:09:49.000 | 2120.0 |
| | 55 | Hofmann Rudolf, Hofmann Inge | 1 | 160.0 | 58:28.1 | 2000.0 | 14:09.9 | | | 1:12:38.000 | 2160.0 |
| | 299 | Kaufhold Dieter, | 1 | 536.0 | 1:02:32.7 | 1648.0 | 47:26.0 | | | 1:49:58.700 | 2184.0 |
| | 6 | Arnold William, | 1 | 205.0 | 1:00:30.8 | 2050.0 | 1:01:07.3 | | | 2:01:38.100 | 2255.0 |
| | 129 | Schuler Andreas, | 1 | 903.0 | 1:02:42.2 | 1388.0 | 59:41.2 | | | 2:02:23.400 | 2291.0 |
| | 19 | Wacket Stefan, | 0 | 294.0 | 59:48.3 | 2000.0 | 11:29.1 | | | 1:11:17.400 | 2294.0 |
| | 96 | Ohlmeier Martin, Erling Michael | 1 | 409.0 | 59:20.8 | 2102.0 | 55:51.7 | | | 1:55:12.500 | 2511.0 |
| | 50 | Heimbach Sven, Götzelmann Michael | 0 | 655.0 | 54:50.0 | 2000.0 | 9:48.4 | | | 1:04:38.400 | 2655.0 |
| | 175 | , | 0 | 1050.0 | 1:01:11.9 | 1782.0 | 45:05.4 | | | 1:46:17.300 | 2832.0 |
| | 120 | Schäfer Juan-Pedro, | 1 | 476.0 | 1:07:15.0 | 2520.0 | 56:54.8 | | | 2:04:09.800 | 2996.0 |
| | 54 | Groninger T., | 0 | 1500.0 | 23:14.7 | 1522.0 | 21:26.4 | | | 44:41.100 | 3022.0 |
| | 57 | Homann Carsten, Homann Karin | 1 | 2000.0 | 12:25.3 | 1352.0 | 44:06.2 | | | 56:31.500 | 3352.0 |
| | 112 | Roduner Urs, | 0 | 365.0 | 1:02:56.6 | 3939.0 | 1:00:42.9 | | | 2:03:39.500 | 4304.0 |
| | 380 | Bethe Edmund, Schulze Anita | 0 | 3320.0 | 1:06:20.7 | 2661.0 | 24:45.3 | | | 1:31:06.000 | 5981.0 |

StNr 8,16,23,45,88,116 - Wertungsausschluss

Aushangzeit:

Fahrtleiter:

Zeiterfassung: